

House of Masaba Lifestyle Private Limited

**Annual Accounts for the
Year Ended on 31st March, 2024**

S C V J & Associates

Chartered Accountants

INDEPENDENT AUDITOR'S REPORT

To the Members of House of Masaba Lifestyle Private Limited

Report on the Audit of the Financial Statements

Opinion

We have audited the accompanying financial statements of House of Masaba Lifestyle Private Limited ("the Company"), which comprise the Balance Sheet as at 31st March 2024, the statement of Profit and Loss (including Other Comprehensive Income), Statement of Changes in Equity and the Statement of Cash Flows for the year then ended, and notes to the financial statements, including a summary of significant accounting policies and other explanatory information.

In our opinion and to the best of our information and according to the explanations given to us, the aforesaid financial statements give the information required by the Companies Act, 2013 ("the Act") in the manner so required and give a true and fair view in conformity with the Indian Accounting Standards prescribed under section 133 of the Act read with the Companies (Indian Accounting Standards) Rules, 2015, as amended, ("Ind AS") and other accounting principles generally accepted in India, of the state of affairs of the Company as at March 31, 2024, and its loss, total comprehensive income, changes in equity and its cash flows for the year then ended.

Basis for Opinion

We conducted our audit in accordance with the Standards on Auditing (SAs) specified under section 143(10) of the Act. Our responsibilities under those Standards are further described in the Auditor's Responsibilities for the Audit of the Financial Statements section of our report. We are independent of the Company in accordance with the Code of Ethics issued by the Institute of Chartered Accountants of India together with the ethical requirements that are relevant to our audit of the financial statements under the provisions of the Companies Act, 2013 and the Rules thereunder, and we have fulfilled our other ethical responsibilities in accordance with these requirements and the Code of Ethics. We believe that the audit evidence we have obtained is sufficient and appropriate to provide a basis for our opinion.

Information Other than the Financial Statements and Auditor's Report Thereon

The Company's Board of Directors is responsible for the other information. The other information comprises the information included in the Board's Report, the management report and chairman's report, but does not include the financial statement and our auditor's report thereon.



S C V J & Associates

Chartered Accountants

Our opinion on the financial statements does not cover the other information and we do not express any form of assurance conclusion thereon.

In connection with our audit of the financial statements, our responsibility is to read the other information and, in doing so, consider whether the other information is materially inconsistent with the financial statements or our knowledge obtained during the course of our audit or otherwise appears to be materially misstated. If, based on the work we have performed, we conclude that there is a material misstatement of this other information; we are required to report that fact. We have nothing to report in this regard.

Responsibilities of Management and Those Charged with Governance for the Financial Statements

The Company's Board of Directors is responsible for the matters stated in section 134(5) of the Act with respect to the preparation of these financial statements that give a true and fair view of the financial position, financial performance, (changes in equity) and cash flows of the Company in accordance with the accounting principles generally accepted in India, including the accounting Standards specified under section 133 of the Act. This responsibility also includes maintenance of adequate accounting records in accordance with the provisions of the Act for safeguarding of the assets of the Company and for preventing and detecting frauds and other irregularities; selection and application of appropriate accounting policies; making judgments and estimates that are reasonable and prudent, and design, implementation and maintenance of adequate internal financial controls, that were operating effectively for ensuring the accuracy and completeness of the accounting records, relevant to the preparation and presentation of the financial statements that give a true and fair view and are free from material misstatement, whether due to fraud or error.

In preparing the financial statements, management is responsible for assessing the Company's ability to continue as a going concern, disclosing, as applicable, matters related to going concern and using the going concern basis of accounting unless management either intends to liquidate the Company or to cease operations, or has no realistic alternative but to do so.

Those Board of Directors are also responsible for overseeing the Company's financial reporting process.

Auditor's Responsibilities for the Audit of the Financial Statements

1. Our objectives are to obtain reasonable assurance about whether the financial statements as a whole are free from material misstatement, whether due to fraud or error, and to issue an auditor's report that includes our opinion. Reasonable assurance is a high level of assurance, but is not a guarantee that an audit conducted in accordance with Standards on Auditing specified under sub-section 10 of Section 143 of the Act will always detect a material misstatement when it exists. Misstatements can arise from fraud or error and are considered material if, individually or in the aggregate, they could



S C V J & Associates

Chartered Accountants

reasonably be expected to influence the economic decisions of users taken on the basis of these financial statements.

2. As part of an audit in accordance with SAs, we exercise professional judgment and maintain professional skepticism throughout the audit. We also:
 - Identify and assess the risks of material misstatement of the financial statements, whether due to fraud or error, design and perform audit procedures responsive to those risks, and obtain audit evidence that is sufficient and appropriate to provide a basis for our opinion. The risk of not detecting a material misstatement resulting from fraud is higher than for one resulting from error, as fraud may involve collusion, forgery, intentional omissions, misrepresentations, or the override of internal control.
 - Obtain an understanding of internal control relevant to the audit in order to design audit procedures that are appropriate in the circumstances. Under section 143(3)(i) of the Act, we are also responsible for expressing our opinion on whether the Company has adequate internal financial controls with reference to Financial Statements in place and the operating effectiveness of such controls.
 - Evaluate the appropriateness of accounting policies used and the reasonableness of accounting estimates and related disclosures made by management.
 - Conclude on the appropriateness of management's use of the going concern basis of accounting and, based on the audit evidence obtained, whether a material uncertainty exists related to events or conditions that may cast significant doubt on the Company's ability to continue as a going concern. If we conclude that a material uncertainty exists, we are required to draw attention in our auditor's report to the related disclosures in the financial statements or, if such disclosures are inadequate, to modify our opinion. Our conclusions are based on the audit evidence obtained up to the date of our auditor's report. However, future events or conditions may cause the Company to cease to continue as a going concern.
 - Evaluate the overall presentation, structure and content of the financial statements, including the disclosures, and whether the financial statements represent the underlying transactions and events in a manner that achieves fair presentation.
3. We communicate with those charged with governance regarding, among other matters, the planned scope and timing of the audit and significant audit findings, including any significant deficiencies in internal control that we identify during our audit.
4. We also provide those charged with governance with a statement that we have complied with relevant ethical requirements regarding independence, and to communicate with them all



S C V J & Associates

Chartered Accountants

relationships and other matters that may reasonably be thought to bear on our independence, and where applicable, related safeguards.

Report on Other Legal and Regulatory Requirements

1. As required by the Companies (Auditor's Report) Order, 2020 ("the Order") issued by the Central Government of India in terms of sub-section (11) of section 143 of the Act, we give in the "Annexure A" a statement on the matters Specified in paragraphs 3 and 4 of the Order, to the extent applicable.
2. As required by section 143(3) of the Act, we further report that:
 - a) We have sought and obtained all the information and explanations which to the best of our knowledge and belief were necessary for the purpose of our audit;
 - b) In our opinion proper books of account as required by law have been kept by the Company so far as appears from our examination of those books;
 - c) The Balance Sheet, Statement of Profit and Loss (including Other Comprehensive Income), the Statement of Changes in Equity and Statement of Cash Flows dealt with by this Report are in agreement with the books of account;
 - d) In our opinion, the aforesaid Financial Statements comply with the applicable Indian Accounting Standards specified under Section 133 of the Act.
 - e) On the basis of written representations received from the directors as on March 31, 2024, and taken on record by the Board of Directors, none of the directors are disqualified as on March 31, 2024, from being appointed as a director in terms of Section 164(2) of the Act.
 - f) With respect to the adequacy of the internal financial controls with reference to Financial Statements of the Company and the operating effectiveness of such controls, refer to our separate Report in "Annexure B".
 - g) In our opinion and to the best of our information and according to the explanations given to us, we report as under with respect to other matters to be included in the Auditor's Report in accordance with Rule 11 of the Companies (Audit and Auditors) Rules, 2014 (as amended).
 - i. The Company has disclosed the impact of pending litigations on its financial position – Refer Note 36 to the financial statements.



SCVJ & Associates

Chartered Accountants

- ii. The Company did not have any long-term contracts including derivative contracts for which there were any material foreseeable losses;
- iii. There were no amounts which were required to be transferred, to the Investor Education and Protection Fund by the Company.
- iv. (a) The management has represented that, to the best of its knowledge and belief, other than as disclosed in the notes to the accounts, no funds have been advanced or loaned or invested (either from borrowed funds or share premium or any other sources or kind of funds) by the company to or in any other person(s) or entity(ies), including foreign entities ("Intermediaries"), with the understanding, whether recorded in writing or otherwise, that the Intermediary shall, whether, directly or indirectly lend or invest in other persons or entities identified in any manner whatsoever by or on behalf of the company ("Ultimate Beneficiaries") or provide any guarantee, security or the like on behalf of the Ultimate Beneficiaries;

(b) The management has represented, that, to the best of its knowledge and belief, other than as disclosed in the notes to the accounts, no funds have been received by the company from any person(s) or entity(ies), including foreign entities ("Funding Parties"), with the understanding, whether recorded in writing or otherwise, that the company shall, whether, directly or indirectly, lend or invest in other persons or entities identified in any manner whatsoever by or on behalf of the Funding Party ("Ultimate Beneficiaries") or provide any guarantee, security or the like on behalf of the Ultimate Beneficiaries, and

(c) Based on audit procedures which we considered reasonable and appropriate in the circumstances, nothing has come to their notice that has caused them to believe that the representations under sub-clause (i) and (ii) contain any material mis-statement.
- v. The company has not declared or paid any dividend during the year.
- vi. Based on our examination, we report that, the company has migrated from Tally software to D365 Software from 01.10.2023 and D365 Software which has a feature of recording audit trail (edit log) facility and the same has been operated from 01.10.2023 to 31.03.2024 for all relevant transactions recorded in the software, however the for the first 6 months i.e. from 01.04.2023 to 30.09.23 company uses Tally Software in which it does not have the feature to maintain an audit trail, or it was not enabled up to the period 30.09.2023. Further, during the course of our audit we did not come across any instance of the audit trail feature being tampered with for the period in which software audit trail (edit log) facility is implemented and maintained.



S C V J & Associates

Chartered Accountants

As proviso to Rule 3(1) of the Companies (Accounts) Rules, 2014 is applicable from April 1, 2023, reporting under Rule 11(g) of the Companies (Audit and Auditors) Rules, 2014 on preservation of audit trail as per the statutory requirements for record retention is not applicable for the financial year ended March 31, 2024.

- h) In our opinion and according to the information and explanations given to us, being a private limited company provisions of section 197 to the Act are not applicable to the company.

For S C V J & Associates

Chartered Accountants

Firm Reg. No. 148419W



Sheetal Jethaji Solanki

Partner

Mem. No.: 174874

UDIN:- 24174874BKGQUL8549



Place : Mumbai

Date : May 15, 2024

S C V J & Associates

Chartered Accountants

Annexure "A" to Independent Auditor's Report

Annexure referred to in Paragraph 1 of "Report on Other Legal and Regulatory Requirements" of our Report of even date on the accounts of **House of Masaba Lifestyle Private Limited** for the year ended 31st March 2024.

As required by the Companies (Auditors Report) Order, 2020 and according to the information and explanations given to us during the course of the audit and on the basis of such checks of the books and records as were considered appropriate we report that:

- (i) a) (i) The company has maintained proper records, showing full particulars including quantitative details and situation of Property Plant and Equipment and relevant details of right-of-use assets.
 - (ii) The company has maintained proper records showing full particulars of Intangible Assets.
 - b) As explained to us, the fixed assets have been physically verified by the management in accordance with a phased programme of verification, which in our opinion is reasonable, considering the size of the company and the nature of its assets. As informed to us, in accordance with this program certain Property Plant and Equipment were verified during the year. The frequency of verification is reasonable and no material discrepancies have been noticed on such physical verification.
 - c) According to the information and explanations given to us, the company does not have any immovable properties (other than properties where the company is the lessee, and the lease agreements are duly executed in favor of the lessee). Hence, clause 3 (i) (c) is not applicable to the company.
 - d) According to the information and explanations given to us, the Company has not revalued its property, plant and Equipment and its intangible assets. Accordingly, the requirements under paragraph 3(i)(d) of the Order are not applicable to the Company.
 - e) According to the information and explanations given to us, no proceeding has been initiated or pending against the Company for holding benami property under the Benami Transactions (Prohibition) Act, 1988 and rules made thereunder. Accordingly, the provisions stated in paragraph 3(i) (e) of the Order are not applicable to the Company.
- (ii) a) The inventories have been physically verified by the management during the year at reasonable intervals. Discrepancies noticed on physical verification of inventories as compared to book records were not material and have been properly dealt with in the books of account.
 - b) As per the information and explanations given to us and books of accounts and records examined by us, the Company has been sanctioned working capital demand / term loans in excess of five crore rupees, in aggregate, from banks or financial institutions on the basis of security of current assets. As per information and explanation given to us that sanctioned letter of such working capital term loans, the company is not required to file Quarterly returns / statements and other information with such Banks / financial institution.



S C V J & Associates

Chartered Accountants

- (iii) With respect to investments made in or any guarantee or security provided or any loans or advances in the nature of loans, secured or unsecured, granted during the year by the Company to companies, firms, Limited Liability Partnerships or any other parties:
- a) As per the information and explanations given to us and books of accounts and records examined by us, during the year, the Company has not provided any guarantee or security or has not granted any advances in the nature of companies, firms, Limited Liability Partnerships or any other entities during the year. Hence paragraph 3 (iii) (a), (b), (c), (d), (e), & (f) of the Order are not applicable to the company.
- (iv) The Company has not granted any loans or provided any guarantees or security to the parties covered under Sections 185. Further in our opinion and according to the information and explanation given to us, the Company has complied with the provisions of Section 186 of the Companies Act 2013 in respect of the investments made, loans provided and the Company has not provided any guarantees or security to parties covered under Section 186 of the Act.
- (v) The Company has not accepted any deposits or amounts which are deemed to be deposits within the meaning of Sections 73, 74, 75 and 76 of the Act and the Rules framed there under to the extent notified.
- (vi) The Central Government of India has not specified the maintenance of cost records under subsection (1) of Section 148 of the Act for any of the products of the Company.
- (vii) a) According to the information and explanations given to us and the records of the Company examined by us, in our opinion, the Company is generally regular in depositing undisputed statutory dues in respect of provident fund, employee's state insurance, income tax, sales tax, service tax, duty of customs, duty of excise, value added tax, goods & service tax, cess, tax deducted at source and other statutory dues to the extent applicable to the Company. According to the information and explanations given to us and the records of the Company examined by us, there are no undisputed amount payable in respect of such statutory dues which have remained outstanding as at 31st March, 2024 for a period more than six months from the date they became payable.
- b) According to the information and explanations given to us and the records of the Company examined by us, there are no dues of income tax, sales tax, wealth tax, service tax, custom duty, excise duty, value added tax, goods and service tax and cess which have not been deposited on account of any dispute with the appropriate authorities.
- (viii) According to the information and explanations given to us, there are no transactions which are not accounted in the books of account that has been surrendered or disclosed as income during the year in tax assessment of the Company. Also, there are no previously unrecorded income which has been now recorded in the books of account. Hence, the provision stated in paragraph 3(viii) of the Order is not applicable to the Company.
- (ix) a) In our opinion and according to the information and explanations given to us, the Company has not defaulted in repayment of loans or borrowings or in payment of interest thereon to any lender during the year.



S C V J & Associates

Chartered Accountants

- b) According to the information and explanations given to us and on the basis of our audit procedures, we report that the company has not been declared willful defaulter by any bank or financial institution or government or any government authority.
- c) According to the information and explanations given to us and on based on our examination of records of the company, the working capital term loans were applied for the purpose for which the loans were obtained.
- d) According to the information and explanations given to us, and the procedures performed by us, and on an overall examination of the financial statements of the company, we report that no funds raised on short-term basis have been used for long-term purposes by the company.
- e) According to the information explanation given to us and on an overall examination of the financial statements of the Company, we report that the company has not taken any funds from an any entity or person on account of or to meet the obligations of its subsidiaries, associates, or joint ventures.
- f) According to the information and explanations given to us and procedures performed by us, we report that the Company has not raised loans during the year on the pledge of securities held in its subsidiaries, joint ventures, or associate companies.
- (x) a) According to the information and explanations given to us, the Company did not raise any money by way of initial public offer or further public offer (including debt instruments) during the year. Accordingly, the provisions stated in paragraph 3 (x)(a) of the Order are not applicable to the Company.
- b) During the year, the Company has not made any preferential allotment or private placement of shares or convertible debentures (fully or partly or optionally) and hence reporting under clause 3(x)(b) of the Order is not applicable.
- (xi) a) During the course of our examination of the books and records of the Company, carried out in accordance with the generally accepted auditing practices in India, and according to the information and explanations given to us, we have neither come across any instance of material fraud by the Company or on the Company, noticed or reported during the year, nor have we been informed of any such case by the Management.
- b) During the course of our examination of the books and records of the Company, carried out in accordance with the generally accepted auditing practices in India, and according to the information and explanations given to us, a report under Section 143 (12) of the Act, in Form ADT-4, as prescribed under rule 13 of Companies (Audit and Auditors) Rules, 2014 was not required to be filed with the Central Government. Accordingly, the reporting under clause 3(xi)(b) of the Order is not applicable to the Company.
- c) As represented to us by the management, there are no whistle-blower complaints received by the Company during the course of audit. Accordingly, the provisions stated in paragraph (xi)(c) of the Order is not applicable to company.



S C V J & Associates

Chartered Accountants

- (xii) In our opinion and according to the information and explanations given to us, the Company is not a Nidhi Company. Accordingly, paragraph 3 (xii) of the said Order is not applicable.
- (xiii) According to the information and explanation given to us and based on our examination of the records of the Company, transactions with related parties are in compliance with the section 177 and 188 of the Act, wherever applicable and the details of such transactions have been disclosed in the financial statements as required under Indian Accounting Standard 24 "Related Party Disclosures" specified under Section 133 of the Act.
- (xiv) In our opinion and based on our examination, the Company does not require to comply with provision of section 138 of the Act. Hence, the provisions stated in paragraph 3(xiv) (a) to (b) of the Order are not applicable to the Company.
- (xv) According to the information and explanation given to us and based on our examination of the records of the Company, the Company has not entered into any non-cash transactions with the directors or persons connected with him. Accordingly, paragraph 3 (xv) of the said Order is not applicable.
- (xvi) a) In our opinion and according to the information and explanation given to us, the Company is not required to be registered under section 45-IA of the Reserve Bank of India Act, 1934.
- b) In our opinion, the Company has not conducted any Non-Banking Financial or Housing Finance activities without any valid Certificate of Registration from Reserve Bank of India. Hence, the reporting under paragraph clause 3 (xvi)(b) of the Order are not applicable to the Company.
- c) The Company is not a Core investment Company (CIC) as defined in the regulations made by Reserve Bank of India. Hence, the reporting under paragraph clause 3 (xvi)(c) of the Order are not applicable to the Company.
- d) The Company does not have any CIC as a part of its group. Hence, the provisions stated in paragraph clause 3 (xvi)(d) of the Order are not applicable to the Company.
- (xvii) According to the information and explanation given to us and based on our examination of the overall financial statements of the Company, the Company has incurred cash losses in the current financial year and immediately preceding financial year amounting to *Rs. 2193.16 Lakhs and Rs. 1487.49 Lakhs*.
- (xviii) There has been no resignation of the statutory auditors during the year. Hence, the provisions stated in paragraph clause 3 (xviii) of the Order are not applicable to the Company.
- (xix) According to the information and explanations given to us and based on our examination of financial ratios, ageing and expected date of realisation of financial assets and payment of liabilities, other information accompanying the financial statements, our knowledge of the Board of Directors and management plans, we are of the opinion that no material uncertainty exists as on the date of audit report and the Company is capable of meeting its liabilities existing at the date of balance sheet as and when they fall due within a period of one year from the balance sheet date.



S C V J & Associates

Chartered Accountants

- (xx) In our opinion and according to the information and explanations given to us, the provisions of sub-section (5) of Section 135 of the Companies Act, 2013 is not applicable to the Company. Accordingly, clauses 3(xx)(a) and 3(xx)(b) of the Order are not applicable.
- (xxi) The reporting under clause 3(xxi) of the Order is not applicable in respect of audit of standalone financial statements. Accordingly, no comment in respect of the said clause has been included in this report

For S C V J & Associates
Chartered Accountants
Firm Reg. No. 148419W



Sheetal Jethaji Solanki
Partner
Mem. No.: 174874

UDIN : 24174874BKGQUL8549

Place : Mumbai
Date : May 15, 2024

S C V J & Associates

Chartered Accountants

Annexure "B" to the Independent Auditor's Report of even date on the financial statements of House of Masaba Lifestyle Private Limited for the year ended 31st March 2024.

Report on the Internal Financial Controls under Clause (i) of Sub-section 3 of Section 143 of the Companies Act, 2013 ("the Act")

We have audited the internal financial controls over financial reporting of **House of Masaba Lifestyle Private Limited** ("the Company") as of March 31, 2024 in conjunction with our audit of the financial statements of the Company for the year ended on that date.

Management's Responsibility for Internal Financial Controls

The Company's management is responsible for establishing and maintaining internal financial controls based on the internal control over financial reporting criteria established by the Company considering the essential components of internal control stated in the Guidance Note on Audit of Internal Financial Controls over Financial Reporting issued by the Institute of Chartered Accountants of India. These responsibilities include the design, implementation and maintenance of adequate internal financial controls that were operating effectively for ensuring the orderly and efficient conduct of its business, including adherence to company's policies, the safeguarding of its assets, the prevention and detection of frauds and errors, the accuracy and completeness of the accounting records, and the timely preparation of reliable financial information, as required under the Companies Act, 2013.

Auditors' Responsibility

Our responsibility is to express an opinion on the Company's internal financial controls over financial reporting based on our audit. We conducted our audit in accordance with the Guidance Note on Audit of Internal Financial Controls Over Financial Reporting (the "Guidance Note") and the Standards on Auditing issued by ICAI and deemed to be prescribed under section 143(10) of the Companies Act, 2013, to the extent applicable to an audit of internal financial controls, both applicable to an audit of Internal Financial Controls and, both issued by the Institute of Chartered Accountants of India. Those Standards and the Guidance Note require that we comply with ethical requirements and plan and perform the audit to obtain reasonable assurance about whether adequate internal financial controls over financial reporting was established and maintained and if such controls operated effectively in all material respects.

Our audit involves performing procedures to obtain audit evidence about the adequacy of the internal financial controls system over financial reporting and their operating effectiveness. Our audit of internal financial controls over financial reporting included obtaining an understanding of internal financial controls over financial reporting, assessing the risk that a material weakness exists, and testing and evaluating the design and operating effectiveness of internal control based on the assessed risk. The procedures selected depend on the auditor's judgment, including the assessment of the risks of material misstatement of the financial statements, whether due to fraud or error.

We believe that the audit evidence we have obtained is sufficient and appropriate to provide a basis for our audit opinion on the Company's internal financial controls system over financial reporting.



S C V J & Associates

Chartered Accountants

Meaning of Internal Financial Controls Over Financial Reporting

A company's internal financial control over financial reporting is a process designed to provide reasonable assurance regarding the reliability of financial reporting and the preparation of financial statements for external purposes in accordance with generally accepted accounting principles. A company's internal financial control over financial reporting includes those policies and procedures that (1) pertain to the maintenance of records that, in reasonable detail, accurately and fairly reflect the transactions and dispositions of the assets of the company; (2) provide reasonable assurance that transactions are recorded as necessary to permit preparation of financial statements in accordance with generally accepted accounting principles, and that receipts and expenditures of the company are being made only in accordance with authorizations of management and directors of the company; and (3) provide reasonable assurance regarding prevention or timely detection of unauthorized acquisition, use, or disposition of the company's assets that could have a material effect on the financial statements.

Inherent Limitations of Internal Financial Controls Over Financial Reporting

Because of the inherent limitations of internal financial controls over financial reporting, including the possibility of collusion or improper management override of controls, material misstatements due to error or fraud may occur and not be detected. Also, projections of any evaluation of the internal financial controls over financial reporting to future periods are subject to the risk that the internal financial control over financial reporting may become inadequate because of changes in conditions, or that the degree of compliance with the policies or procedures may deteriorate.

Opinion

In our opinion, the Company has, in all material respects, an adequate internal financial controls system over financial reporting and such internal financial controls over financial reporting were operating effectively as at March 31, 2024, based on the internal control over financial reporting criteria established by the Company considering the essential components of internal control stated in the Guidance Note on Audit of Internal Financial Controls Over Financial Reporting issued by the Institute of Chartered Accountants of India.

For S C V J & Associates

Chartered Accountants

Firm Reg. No. 148419W



Sheetal Jethaji Solanki



Partner

Mem. No.: 174874

UDIN:- 24174874BKGQUL8549

Place : Mumbai

Date : May 15, 2024

	Notes	As at March 31, 2024	As at March 31, 2023
ASSETS			
I Non-Current assets			
(a) Property, plant and equipment	3a	1,508.45	911.26
(b) Capital work-in-progress	3b	50.69	41.90
(c) Right-of-use assets	4a	5,359.13	4,746.04
(d) Other intangible assets	4b	42.67	5.09
(f) Intangible assets under development			
(e) Financial assets			
(i) Investment in subsidiaries and joint venture			
(ii) Other investments			
(iii) Security deposits	6	617.19	411.67
(f) Deferred tax assets (net)	7	682.68	470.92
(g) Non-current tax assets (net)	8	4.65	15.68
(h) Other non-current assets	9	49.08	92.62
Total - Non-current assets		8,314.59	6,695.18
II Current assets			
(a) Inventories	10	2,301.07	971.08
(b) Financial assets			
(i) current investments	5	-	1,917.31
(ii) Loans	11	7.69	10.15
(iii) Security deposits	12	27.04	12.65
(iv) Trade receivables	13	518.43	227.74
(v) Cash and Cash equivalents	14	132.62	110.93
(vi) Bank balance other than Cash and Cash equivalents	15	16.16	10.56
Durrent tax assets (Net)			
Prepayments			
(D) Other Current assets	16	1,082.89	408.81
Total - Current assets		4,085.93	3,669.21
TOTAL - ASSETS		12,400.52	10,364.41
EQUITY AND LIABILITIES			
I Equity			
(a) Equity share Capital	17	100.10	100.10
(b) Other equity	18	2,255.82	4,526.55
Total - Equity		2,355.93	4,626.66
II Non-Current liabilities			
(a) Financial liabilities			
(i) Borrowings	19	366.50	-
(ii) Lease liabilities	4b	4,480.57	4,048.45
(iii) Deposits	20	95.71	72.55
(iv) Other financial liabilities			
(b) Provisions	21	115.04	78.83
(D) Other non-current liabilities			
Total - Non-Current liabilities		5,057.83	4,199.83
III Current liabilities			
(a) Financial liabilities			
(i) Borrowings	22	1,800.00	-
(ii) Lease liabilities	4b	975.56	643.44
(iii) Trade payables			
Total outstanding dues of micro enterprises and small enterprises.	23	363.02	83.30
Total outstanding dues of Creditors other than micro		1,005.92	442.12
(iv) Other Financial Liabilities	24	644.25	201.56
(b) Provisions	25	19.08	13.65
(D) Other Current liabilities	26	178.94	153.85
Total - Current liabilities		4,986.76	1,537.92
TOTAL - EQUITY AND LIABILITIES		12,400.52	10,364.41
Summary of significant accounting policies	1.3		
The accompanying notes are an integral part of the financial statements.			
As per our report of even date For S C V J & Associates Chartered Accountants ICAI Firm Registration No. 148419W  Sheetal Jethalji Solanki Partner Membership No: 174874 Place: Mumbai Date: 15th May, 2024 		For and on behalf of the Board of Directors of House of Masaba Lifestyle Private Limited  Ashish Dikshit (Director) (DIN: 01842066) Place: Mumbai Date: 15th May, 2024   Masaba Richards (Director) (DIN: 07773852) Place: Mumbai Date: 15th May, 2024	

UDIN :- 2417 4874 BK G QUL 8549

House of Masaba Lifestyle Private Limited
Profit and Loss for the year ended March 31, 2024

	Notes	Year ended March 31, 2024	Year ended March 31, 2023
₹ in Lakh			
I Revenue from operations	27	6,957.85	5,021.32
II Other income	28	74.21	170.79
III Total income (I + II)		<u>7,032.07</u>	<u>5,192.10</u>
IV Expenses			
(a) Cost of materials Consumed	29a	2,185.90	1,465.44
(b) Changes in inventories of finished goods, work-in-progress and stock-in-trade	29b	(961.33)	(317.84)
(c) Employee benefits expense	30	2,085.63	1,560.92
(d) Finance Costs	31	445.91	207.98
(e) Depreciation and amortisation expense	32	1,319.69	578.01
(f) Rent expense		96.59	120.53
(g) Other expenses	33	4,336.56	3,222.30
Total expenses		<u>9,508.95</u>	<u>6,837.33</u>
V Profit/(Loss) before tax (III - IV)		<u>(2,476.88)</u>	<u>(1,645.23)</u>
VI Income tax expense			
(a) Current tax		-	-
(b) Deferred tax	34	(211.21)	-453.07
(c) Taxation for earlier year		3.41	-
		<u>(207.79)</u>	<u>(453.07)</u>
VII Profit/(Loss) for the year (V - VI)		<u>(2,269.08)</u>	<u>(1,192.16)</u>
VIII Other Comprehensive income/ (loss)			
Items that will not be reclassified to profit or loss			
(a) Re-measurement gains/ (losses) on defined benefit plans		-2.19	-22.79
Income tax effect on above		0.55	5.86
(b) Fair value gains/ (losses) on equity instruments		-	-
Income tax effect on above			
Total other Comprehensive income/ (loss) for the year		<u>(1.64)</u>	<u>(16.93)</u>
IX Total Comprehensive income/ (loss) for the year (VII + VIII)		<u>(2,270.73)</u>	<u>(1,209.09)</u>
X Earnings per equity share [Nominal value of share ₹ 10 (March 31, 2023 : ₹ 10)]	35		
Basic (₹)		(226.67)	(139.35)
Diluted (₹)		(226.67)	(139.35)
Summary of significant accounting policies	1.3		


The accompanying notes are an integral part of the financial statements.

As per our report of even date

For S C V J & Associates

Chartered Accountants

ICAI Firm Registration No. 148419W


Sheetal Jethaji Solanki
Partner
Membership No: 174874

Place: Mumbai

Date: 15th May, 2024



For and on behalf of the Board of Directors of
House of Masaba Lifestyle Private Limited


Ashish Dikshit
(Director)
(DIN: 01842066)

Place: Mumbai
Date: 15th May, 2024


Masaba Richards
(Director)
(DIN: 07773852)

Place: Mumbai
Date: 15th May, 2024

UDIN :- 24174874BKLQUL8549

House of Masaba Lifestyle Private Limited
Statement of Changes in Equity for the year ended March 31, 2024

a. Equity share Capital

	As at March 31, 2024		As at March 31, 2023	
	No. of shares	₹ in Lakh	No. of shares	₹ in Lakh
Equity shares of ₹ 10 each issued				
As at the beginning of the year	14,00,000	140.00	3,00,000	30.00
Changes in Equity share capital during the year	-	-	11,00,000	110.00
As at the end of the year	14,00,000	140.00	14,00,000	140.00
Equity shares of ₹ 10 each subscribed and paid up				
As at the beginning of the year	10,01,046	100.10	1,15,754	11.58
Equity shares issued during the year	-	-	8,85,292	88.53
As at the end of the year	10,01,046	100.10	10,01,046	100.10

b. Other equity

Particulars	Reserves and surplus		Other Comprehensive income		Total other equity
	Securities premium (Refer Note - 18)	Retained earnings (Refer Note - 18)	Remeasurement gains/ (losses) on defined benefit plans (Refer Note - 18)	Fair value gains/ (losses) on equity instruments (Refer Note - 18)	
	As at April 01, 2022	1,281.52	(815.20)	2.03	
Profit/(Loss) for the year	-	(1,192.16)	-	-	(1,192.16)
Share forfeiture/ (issued) during the year	-	-	-	-	-
Premium received on issue of shares during the year	5,540.88	-	-	-	5,540.88
Utilised during the year for bonus issue	-83.77	-	-	-	(83.77)
Utilised during the year for share issue expense	-189.82	-	-	-	(189.82)
Other Comprehensive income for the year	-	-	-16.93	-	(16.93)
As at March 31, 2023	6,548.81	(2,007.36)	(14.90)	-	4,526.54

b. Other equity

Particulars	Reserves and surplus		Other Comprehensive income		Total other equity
	Securities premium (Refer Note - 18)	Retained earnings (Refer Note - 18)	Remeasurement gains/ (losses) on defined benefit plans (Refer Note - 21)	Fair value gains/ (losses) on equity instruments (Refer Note - 21)	
	As at April 01, 2023	6,548.81	(2,007.36)	(14.90)	
Profit/(Loss) for the year	-	(2,269.08)	-	-	(2,269.08)
Premium received on issue of shares during the year	-	-	-	-	-
Utilised during the year for bonus issue	-	-	-	-	-
Utilised during the year for share issue expense	-	-	-	-	-
Other Comprehensive income/(Loss) for the year	-	-	(1.64)	-	(1.64)
As at March 31, 2024	6,548.81	(4,276.45)	(16.54)	-	2,255.82

As per our report of even date
For S C V J & Associates
Chartered Accountants
ICAI Firm Registration No. 148419W


Sheetal Jethaji Solanki
Partner
Membership No: 174874



Place: Mumbai
Date: 15th May, 2024

UDIN:- 24174874BK61GUL8549

For and on behalf of the Board of Directors of
House of Masaba Lifestyle Private Limited


Ashish Dikshit
(Director)
(DIN: 01842066)



Place: Mumbai
Date: 15th May, 2024


Masaba Richards
(Director)
(DIN: 07773852)

Place: Mumbai
Date: 15th May, 2024

House of Masaba Lifestyle Private Limited
Statement of Cash Flows for the year ended March 31, 2024

	Notes	Year ended March 31, 2024	Year ended March 31, 2023
₹ in Lakh			
Cash flows from operating activities			
Loss before tax		(2,476.88)	(1,645.23)
Adjustments for:			
Depreciation and amortisation expense	32	1,319.69	578.01
Finance costs	31	445.91	207.98
Gain on retirement of right-of-use assets	28	-	(8.41)
Rent concession on lease rentals	4b	-	-
(Profit)/ Loss on sale/ discard of property, plant and equipment		7.37	44.78
Net (gain)/ loss recorded in profit or loss on financial liabilities designated as at fair value through profit or loss	28	(32.18)	(23.04)
Interest on FD	28	(0.60)	(13.50)
Liabilities no longer required written back		-	1.11
Net gain on sale of current investments	28	(31.93)	(48.09)
Expense/ (income) on financial assets/ liabilities that is designated as fair value through profit or loss	28	-	(69.43)
Provision for doubtful debts, deposits and advances	33	-	67.60
Operating profit before working capital changes		(768.63)	(908.22)
Changes in working capital:			
(Increase)/ decrease in trade receivables		(290.69)	52.94
(Increase)/ decrease in inventories		(1,330.00)	(452.61)
(Increase)/ decrease in other assets		2.46	(0.83)
(Increase)/ decrease in other current financial assets		(14.39)	(445.47)
(Increase)/ decrease in other current assets		(674.08)	(365.12)
(Increase)/ decrease in other non current assets		43.53	(92.62)
Increase/ (decrease) in trade payables		843.51	257.86
Increase/ (decrease) in provisions		41.64	28.76
Increase/ (decrease) in other Current liabilities		11.97	20.11
Increase/ (decrease) in other Financial liabilities		442.70	119.87
Cash generated from operations		(1,691.96)	(1,785.32)
Income taxes paid (net of refund)		7.61	21.53
Net cash flows from operating activities		(1,684.36)	(1,763.79)
Cash flows from investing activities			
Purchase of property, plant and equipment, intangible assets and capital advance		(910.25)	(942.01)
Investment in Mutual Funds		-	(3,999.80)
Investment in Fixed Deposits		(5.00)	(10.56)
Proceeds from sale of property, plant and equipment and intangible assets		-	-
Proceeds from sale/ maturity of current investments		1,949.24	2,200.00
Interest received		0.60	13.50
Net cash flows used in investing activities		1,034.59	(2,738.88)
Cash flows from financing activities			
Proceeds from issuance of equity share capital		-	5,355.82
Proceeds/ (repayments) of non current deposit		(280.48)	-
Proceeds/ (repayments) of current borrowings (net)		1,800.00	-
Proceeds/ (repayments) of non-current borrowings		366.50	(227.17)
Lease liabilities		(1,180.77)	(611.08)
Interest paid		(33.80)	(5.88)
Net cash flows used in financing activities		671.46	4,511.69
Net Decrease in cash and cash equivalents		21.69	9.02
Cash and cash equivalents at the beginning of the year		110.93	101.92
Cash and cash equivalents at the end of the year	14	132.62	110.93
Components of Cash and cash equivalents			
Balances with banks - on current accounts		132.62	110.93
Balances with banks - on deposit accounts (original maturity less than 3 months)		-	-
Total Cash and cash equivalents		132.62	110.93

The accompanying notes are an integral part of the financial statements.

As per our report of even date
For S C V J & Associates
Chartered Accountants
ICAI Firm Registration No. 148419W


Sheetal Jethaji Solanki
Partner
Membership No: 174874



For and on behalf of the Board of Directors of
House of Masaba Lifestyle Private Limited




Ashish Dikshit
(Director)
(DIN: 01842066)


Masaba Richards
(Director)
(DIN: 03773852)

Place: Mumbai
Date: 15th May, 2024

Place: Mumbai
Date: 15th May, 2024

Place: Mumbai
Date: 15th May, 2024

UDIN :- 24174874BK69UL8549

House of Masaba Lifestyle Private Limited
Notes to financial statements for the year ended March 31, 2024

1. Corporate Information

House of Masaba Lifestyle Private Limited (the "Company"), the registered office of the Company is located at Plot No. 80, 89, House of Masaba, Plot No. 15, Marol Cooperative Industrial Estate Road, Andheri East, Mumbai, Mumbai Suburban, Maharashtra, 400059.

The Company is engaged in the business of manufacturing and/or retailing of branded apparels/accessories and beauty products and runs a chain of apparels & beauty products retail stores in India.

The financial statements have been approved by the Board of Directors in their meeting held on May 15, 2024.

2. Significant accounting policies

2.1 Basis of preparation

The financial statements of the Company have been prepared in accordance with Indian Accounting Standards (Ind AS) notified under the Companies (Indian Accounting Standards) Rules, 2015 (as amended by notification dated 31 May, 2021), read with Section 133 of the Companies Act, 2013 ("the Act") and presentation requirements of Division II of Schedule III of the Act and other relevant provisions of the Act as applicable. The financial statements have been prepared on accrual basis under the historical cost convention, except the following assets and liabilities, which have been measured at fair value as required by the relevant Ind AS:

- Certain financial assets and liabilities (refer accounting policy regarding financial instruments);
- Defined employee benefit plans;
- Right of use assets and lease liabilities are measured at fair value; and
- Derivative financial instruments.

The Ministry of Corporate Affairs (MCA) through a notification, notified Companies (Indian Accounting Standards) Amendment Rules, 2022 which amended the following accounting standards and the amendments are applicable for financial periods commencing from April 1, 2022. The Company has evaluated the effect of the amendments on its financial statements and complied with the same.

2.2 Functional and Presentation Currency:

The financial statements are presented in Indian Rupee (₹) which is the functional currency of the Company. All amounts are rounded to two decimal places to the nearest Lakhs, unless otherwise stated.

2.3 Summary of significant accounting policies

(I) Current versus non-current classification

The Company presents assets and liabilities in the Balance Sheet based on current/ non-current classification.

An asset is treated as current when it is:

- Expected to be realised or intended to be sold or consumed in normal operating cycle;
- Held primarily for the purpose of trading;
- Expected to be realised within twelve months after the reporting period; or
- Cash or cash equivalents unless restricted from being exchanged or used to settle a liability for at least twelve months after the reporting period.

All other assets are classified as non-current

A liability is treated as current when:

- It is expected to be settled in normal operating cycle;
- It is held primarily for the purpose of trading;
- It is due to be settled within twelve months after the reporting period; or
- There is no unconditional right to defer the settlement of the liability for at least twelve months after the reporting period.

All other liabilities are classified as non-current.

Deferred tax assets and liabilities are classified as non-current assets and liabilities.



House of Masaba Lifestyle Private Limited
Notes to financial statements for the year ended March 31, 2024

The operating cycle is the time between the acquisition of assets for processing and their realisation in cash and cash equivalents. The Company has identified twelve months as its operating cycle.

(II) Segment information

Operating segments are reported in a manner consistent with the internal reporting provided to the chief operating decision maker. The Board of Directors of the Company assesses the financial performance and position of the Company. The Managing Director has been identified as the CODM. The Company operates in one segment only i.e. Sale of garments and fashion Accessories. Accordingly, no additional segment disclosure has been made for the business segment. The Company has disclosed its segmental information based on geographical area viz Within India and Outside India.

Segment accounting policies

The Company prepares its segment information in conformity with the accounting policies adopted for preparing and presenting the financial statements of the Company as a whole.

(III) Fair value measurements and hierarchy

The Company measures financial instruments, such as investments (other than equity investments in subsidiaries and joint ventures) and derivatives at fair value at each Balance Sheet date.

Fair value is the price that would be received to sell an asset or paid to transfer a liability in an orderly transaction between market participants at the measurement date. The fair value measurement is based on the presumption that the transaction to sell the asset or transfer the liability takes place either:

- (a) In the principal market for the asset or liability; or
- (b) In the absence of a principal market, in the most advantageous market for the asset or liability.

The principal or the most advantageous market must be accessible by the Company.

The fair value of an asset or a liability is measured using the assumptions that market participants would use when pricing the asset or liability, assuming that market participants act in their best economic interest.

A fair value measurement of a non-financial asset takes into account a market participant's ability to generate economic benefits by using the asset in its highest and best use, or by selling it to another market participant that would use the asset in its highest and best use.

The Company uses valuation techniques that are appropriate in the circumstances, and for which sufficient data are available to measure the fair value, maximizing the use of relevant observable inputs and minimizing the use of unobservable inputs.

All assets and liabilities for which fair value is measured or disclosed in the financial statements are categorized within the fair value hierarchy based on its nature, characteristics and risks:

- Level 1 - inputs are quoted (unadjusted) market prices in active markets for identical assets or liabilities that the entity can access at the measurement date;
- Level 2 - valuation techniques for which the lowest level input that is significant to the fair value measurement is directly or indirectly observable; and
- Level 3 - valuation techniques for which the lowest level input that is significant to the fair value measurement is unobservable.

For assets and liabilities that are recognized in the financial statements on a recurring basis, the Company determines whether transfers have occurred between levels in the hierarchy by re-assessing categorization (based on the lowest level of input that is significant to the fair value measurement as a whole) at the end of each reporting period.

(IV) Foreign currencies

Transactions and balances:

Transactions in foreign currency are recorded applying the exchange rate at the date of transaction. Monetary assets and liabilities denominated in foreign currency, remaining unsettled at the end of the year, are translated at the closing exchange rates prevailing on the Standalone Balance Sheet date.



House of Masaba Lifestyle Private Limited
Notes to financial statements for the year ended March 31, 2024

Exchange differences arising on settlement or translation of monetary items are recognized in the Standalone Statement of Profit and Loss.

Non-monetary items carried at fair value that are denominated in foreign currencies are retranslated at the rates prevailing at the date when the fair value was determined. Non-monetary items that are measured in terms of historical cost in a foreign currency are not retranslated. The gain or loss arising on translation of non-monetary items measured at fair value is treated in line with the recognition of the gain or loss on the change in fair value of the item (i.e. translation differences on items whose fair value gain or loss is recognized in Other Comprehensive Income (OCI) or the Standalone Statement of Profit and Loss are also reclassified in OCI or the Standalone Statement of Profit and Loss, respectively).

(V) Government grants

Government grants are recognized where there is a reasonable assurance that the grant will be received and all attached conditions will be complied with:

- When the grant relates to an expense item, it is recognized as income on a systematic basis over the periods that the related costs, for which it is intended to compensate, are expensed.
- When the grant relates to an asset, it is recognized as income in equal amounts over the expected useful life of the related asset.

When loans or similar assistance are provided by governments or related institutions, at a below-market rate of interest, the effect of this favorable interest is treated as a government grant. The loan or assistance is initially recognized and measured at fair value, and the government grant is measured as the difference between the proceeds received and the initial carrying value of the loan. The loan is subsequently measured as per the accounting policies applicable to financial liabilities.

(VI) Borrowing costs

Borrowing costs directly attributable to the acquisition, construction or production of an asset that necessarily takes a substantial period of time to get ready for its intended use are capitalized as part of the cost of the respective asset. All other borrowing costs are expensed in the period they occur in the Standalone Statement of Profit and Loss.

Borrowing cost includes interest and other costs incurred in connection with the arrangement of borrowings.

Borrowing cost also includes exchange differences to the extent regarded as an adjustment to the interest costs.

(VII) Taxes

Current tax

The Income tax expense or credit for the period is the tax payable on the current period's taxable income based on the applicable income tax rate adjusted by changes in deferred tax assets and liabilities attributable to temporary differences and to unused tax losses.

Income tax assets and liabilities are measured at the amount expected to be recovered from or paid to the taxation authorities. The tax rates and tax laws used to compute the amount are those that are enacted or substantively enacted at the reporting date in India.

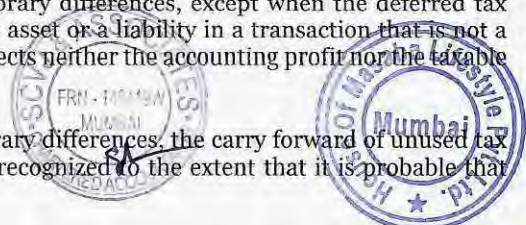
The management periodically evaluates positions taken in tax returns with respect to situations in which applicable tax regulation is subject to interpretation and establishes provisions where appropriate.

Deferred tax

Deferred tax is recognized on temporary differences between the tax bases of assets and liabilities and their carrying amounts for financial reporting purposes at the reporting date.

Deferred tax liabilities are recognized for all taxable temporary differences, except when the deferred tax liability arises from the initial recognition of goodwill or an asset or a liability in a transaction that is not a business combination and, at the time of the transaction, affects neither the accounting profit nor the taxable profit or loss.

Deferred tax assets are recognized for all deductible temporary differences, the carry forward of unused tax credits and any unused tax losses. Deferred tax assets are recognized to the extent that it is probable that



House of Masaba Lifestyle Private Limited
Notes to financial statements for the year ended March 31, 2024

taxable profit will be available against which the deductible temporary differences and the carry forward of unused tax credits and unused tax losses can be utilised, except when the deferred tax asset relating to the deductible temporary difference arises from the initial recognition of an asset or a liability in a transaction that is not a business combination and, at the time of the transaction, affects neither the accounting profit nor the taxable profit or loss.

The carrying amount of deferred tax assets is reviewed at each reporting date and reduced to the extent that it is no longer probable that sufficient taxable profit will be available to allow all or part of the deferred tax asset to be utilised. Unrecognized deferred tax assets are re-assessed at each reporting date and are recognized to the extent that it has become probable that future taxable profits will allow the deferred tax asset to be recovered.

Deferred tax assets and liabilities are measured at the tax rates that are expected to apply in the year when the asset is realised or the liability is settled, based on tax rates and tax laws that have been enacted or substantively enacted at the reporting date.

Deferred tax assets and deferred tax liabilities are offset, if a legally enforceable right exists to set off current tax assets against current tax liabilities and the deferred taxes relate to the same taxable entity and the same taxation authority.

Tax benefits acquired as a part of business combination, but not satisfying the criteria for separate recognition at that date, are recognized subsequently if new information is received or circumstances change. Acquired deferred tax benefits recognized within the measurement period reduce goodwill related to that acquisition, if they result from new information obtained about facts and circumstances existing at the acquisition date.

The Company had adopted the new tax regime in the Financial Year 2019-20 under Section 115BAA of the Income Tax Act, 1961 as introduced by the Taxation Laws (Amendment) Ordinance, 2019.

Current tax and deferred tax relating to items recognized outside the Standalone Statement of Profit and Loss are recognized outside the Standalone Statement of Profit and Loss (either in OCI or in equity). Current tax and deferred tax items are recognized in correlation to the underlying transaction either in OCI or directly in equity.

(VIII) Impairment of non-financial assets

At the end of each reporting period, the Company reviews the carrying amounts of its assets to determine whether there is any indication of impairment based on internal/ external factors. An impairment loss, if any, is charged to the Standalone Statement of Profit and Loss in the year in which an asset is identified as impaired. An asset's recoverable amount is higher of an asset's or cash-generating unit's (CGUs) fair value less costs of disposal and its value in use. In assessing value in use, the estimated future cash flows are discounted to their present value using a pre-tax discount rates, that reflects current market assessment of the time value of money and the risks specific to the asset for which estimates of future cash flows have not been adjusted. Recoverable amount is determined for an individual asset, unless the asset does not generate cash inflows that are largely independent of those from other assets or groups of assets. When the carrying amount of an asset or CGU exceeds its recoverable amount, the asset is considered impaired and is written down to its recoverable amount. Impairment losses of continuing operations, including impairment on inventories, are recognized in the Standalone Statement of Profit and Loss.

A cash-generating unit to which goodwill has been allocated is tested for impairment annually as at reporting date. If the recoverable amount of the cash-generating unit is less than its carrying amount, the impairment loss is allocated first to reduce the carrying amount of any goodwill allocated to the unit and then to the other assets of the unit pro-rata based on the carrying amount of each asset in the unit. Any impairment loss for goodwill is recognized directly in the Standalone Statement of Profit and Loss.

Reversal of impairment losses except on goodwill is recorded when there is an indication that the impairment losses recognized for the assets no longer exist or have decreased. An impairment loss recognized for goodwill is not reversed in subsequent periods.



(IX) Derivative financial instruments

The Company uses derivative financial instruments, such as forward currency contracts, to hedge its foreign currency risks and options contract in accordance with agreement. Such derivative financial instruments are initially recognized at fair value on the date on which a derivative contract is entered into and are subsequently re-measured at fair value. Derivatives are carried as financial assets when the fair value is positive and as financial liabilities when the fair value is negative.

Any gains or losses arising from changes in the fair value of derivatives are taken directly to the Standalone Statement of Profit and Loss, except for the effective portion of cash flow hedges, which is recognized in OCI and later reclassified to the Standalone Statement of Profit and Loss when the hedge item affects the Standalone Statement of Profit and Loss or treated as basis adjustment, if a hedged forecast transaction subsequently results in the recognition of a non-financial asset or non-financial liability.

(X) Provisions and contingent liabilities

The amount recognized as a provision is the best estimate of the consideration required to settle the present obligation at the end of the reporting period, taking into account the risks and uncertainties surrounding the obligation. When a provision is measured using the cash flows estimated to settle the present obligation, its carrying amount is the present value of those cash flows (when the effect of the time value of money is material).

Provisions are recognized when the Company has a present legal or constructive obligation as a result of past events, it is probable that an outflow of resources embodying economic benefits will be required to settle the obligation and the amount can be reliably estimated. The expense relating to a provision is presented in the Standalone Statement of Profit and Loss, net of any reimbursements.

When some or all of the economic benefits required to settle a provision are expected to be recovered from a third party, a receivable is recognized as an asset, if it is virtually certain that reimbursement will be received and the amount of the receivable can be measured reliably (Refer Note - 40).

A present obligation that arises from past events, where it is either not probable that an outflow of resources will be required to settle or a reliable estimate of the amount cannot be made, is disclosed as a contingent liability. Contingent liabilities are also disclosed when there is a possible obligation arising from past events, the existence of which will be confirmed only by the occurrence or non-occurrence of one or more uncertain future events not wholly within the control of the Company (Refer Note – 45).

Claims against the Company, where the possibility of any outflow of resources in settlement is remote, are not disclosed as contingent liabilities.

Contingent assets are not recognized in the financial statements since this may result in the recognition of income that may never be realised. However, when the realisation of income is virtually certain, then the related asset is not a contingent asset and is recognized.


(XI) Employee benefits

(a) Short-term employee benefits

Short-term employee benefits are recognized as an expense on accrual basis.

(b) Defined contribution plan

The Company makes defined contribution to the Government Employee Provident Fund and Superannuation Fund, which are recognized in the Standalone Statement of Profit and Loss, on accrual basis. The Company recognises contribution payable to the provident fund scheme as an expense when an employee renders the related service. The Company has no obligation, other than the contribution payable to the provident fund.



(c) Defined benefit plan

For defined benefit plans in the form of gratuity (unfunded), the cost of providing benefits is determined using the Projected Unit Credit method, with actuarial valuations being carried out at each Balance Sheet date. The present value of the defined benefit obligation is determined by discounting the estimated future cash outflows by reference to market yields at the end of the reporting period on government bonds that have terms approximating to the tenor of the related obligation. The liability or asset recognized in the balance sheet in respect of gratuity is the present value of the defined benefit obligation at the end of the reporting period. The net interest cost is calculated by applying the discount rate to the net balance of the defined benefit obligation. This cost is included in employee benefit expense in the statement of profit and loss.

Remeasurements of the net defined liability, comprising of actuarial gains and losses, are recognized immediately in the balance sheet with a corresponding debit or credit to retained earnings through Other Comprehensive Income (OCI) in the period in which they occur. Remeasurements are not reclassified to profit or loss in subsequent periods.

Change in the present value of the defined benefit obligation resulting from plan amendments or curtailments are recognized immediately in the profit or loss as past service cost.

(d) Compensated absences

Compensated absences which are not expected to occur within twelve months after the end of the period in which the employee renders the related services are recognized as an actuarially determined liability at the present value of the defined benefit obligation at the balance sheet date.

(XII) Earnings per share

Basic earnings per share is calculated by dividing the net profit or loss attributable to equity holders of the Company by the weighted average number of equity shares outstanding during the period.

Partly paid equity shares are treated as a fraction of an equity share to the extent that they are entitled to participate in dividends relative to a fully paid equity share during the reporting period. Earnings, considered in ascertaining the Company's earnings per share, is the net profit for the period after deducting preference dividends. The weighted average number of equity shares outstanding during the period is adjusted for treasury shares and events such as bonus issue, bonus element in a rights issue that have changed the number of equity shares outstanding, without a corresponding change in resources.

For the purpose of calculating diluted earnings per share, the net profit or loss for the period attributable to equity shareholders of the Company and the weighted average number of shares outstanding during the period are adjusted for the effects of all dilutive potential equity shares.

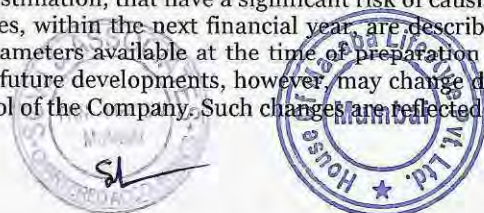
(XIII) Cash and cash equivalents

Cash and cash equivalents in the Standalone Balance Sheet and for the purpose of the Standalone Statement of Cash Flows comprise cash on hand and cash at bank including fixed deposits with original maturity period of three months and short-term highly liquid investments with an original maturity of three months or less net of outstanding bank overdrafts as they are considered an integral part of the Company's cash management.

Critical Accounting Judgements, Estimates And Assumptions

The preparation of the Company's financial statements requires the management to make judgements, estimates and assumptions that affect the reported amounts of revenues, expenses, assets, liabilities, the accompanying disclosures and the disclosure of contingent liabilities. Uncertainty about these assumptions and estimates could result in outcomes that require a material adjustment to the carrying amount of assets or liabilities affected in future periods. Estimates and assumptions are reviewed on periodic basis. Revisions to accounting estimates are recognised in the period in which the estimates are revised.

The key assumptions concerning the future and other key sources of estimation, that have a significant risk of causing a material adjustment to the carrying amounts of assets and liabilities, within the next financial year, are described below. The Company's assumptions and estimates are based on parameters available at the time of preparation of financial statements. Existing circumstances and assumptions about future developments, however, may change due to market changes or circumstances arising that are beyond the control of the Company. Such changes are reflected in the assumptions when they occur.



House of Masaba Lifestyle Private Limited
Notes to financial statements for the year ended March 31, 2024

(a) Taxes

Deferred tax assets are recognised for unused tax losses to the extent that it is probable that taxable profit will be available against which the losses can be utilised. Significant management judgement is required to determine the amount of deferred tax assets that can be recognised, based upon the likely timing and the level of future taxable profits.

As at March 31, 2024, the Company has ₹ 38.05 Crore (March 31, 2023: ₹ 16.77 Crore) of tax losses carried forward as per income tax records of the Company. These losses pertain to unabsorbed business loss as at March 31, 2024 of ₹ 34.98 Crore (March 31, 2023: ₹ 15.74 Crore) which has an expiry of eight years and unabsorbed depreciation loss as at March 31, 2024 of ₹ 3.07 Crore (March 31, 2023: ₹ 1.03 Crore) which do not have any expiry period.

(b) Employee benefit plans

The cost of the defined benefit plan and other employment benefits plan are determined using actuarial valuations. An actuarial valuation involves making various assumptions that may differ from actual developments in the future. These include the determination of the discount rate, future salary increases and mortality rates. Due to the complexities involved in the valuation and its long-term nature, a defined benefit obligation is highly sensitive to changes in these assumptions. All assumptions are reviewed at each reporting date.

The parameter most subject to change is the discount rate. In determining the appropriate discount rate for plans, the management considers the interest rates of government bonds in currencies consistent with the currencies of the post-employment benefit obligation. The mortality rate is based on publicly available mortality tables for India. Those mortality tables tend to change only at intervals in response to demographic changes. Future salary increases are based on expected future inflation rates.

Further details about gratuity obligations are given in Note - 38.

(c) Provision on inventories

The Company has defined policy for provision on inventory for each of its business by differentiating the inventory into core and non-core (fashion) and sub-categorised into finished goods and raw materials. The Company provides provision based on policy, past experience, current trend and future expectations of these materials depending on the category of goods.

(d) Provision for discount and sales return

The Company provides for discount and sales return based on season wise, brand wise and channel wise trend of previous years. The Company reviews the trend at regular intervals to ensure the applicability of the same in the changing scenario, and based on the management's assessment of market conditions.

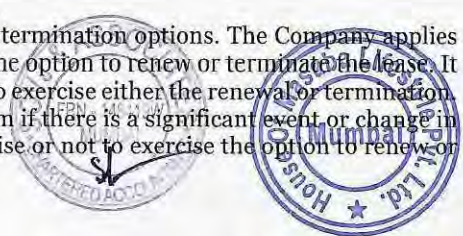
(e) Impairment allowance for doubtful debts

Trade receivables do not carry any interest and are stated at their nominal value as reduced by appropriate allowances for estimated irrecoverable amounts. Under Ind AS, impairment allowance has been determined based on Expected Credit Loss (ECL) model. Estimated irrecoverable amounts are based on the ageing of the receivable balance and historical experience. Additionally, a large number of minor receivables is grouped into homogeneous groups and assessed for impairment collectively. Individual trade receivables are written off if the same are not collectible. The carrying amount of allowance for doubtful debts is ₹ 67.60 Lakhs (March 31, 2023: ₹ 67.60 lakhs).

(f) Leases

The Company determines the lease term as the non-cancellable term of the lease, together with any periods covered by an option to extend the lease if it is reasonably certain to be exercised, or any periods covered by an option to terminate the lease, if it is reasonably certain not to be exercised.

The Company has several lease contracts that include extension and termination options. The Company applies judgement in evaluating whether it is reasonably certain to exercise the option to renew or terminate the lease. It considers all relevant factors that create an economic incentive for it to exercise either the renewal or termination. After the commencement date, the Company reassesses the lease term if there is a significant event or change in circumstances that is within its control and affects its ability to exercise or not to exercise the option to renew or to terminate.



House of Masaba Lifestyle Private Limited
Notes to financial statements for the year ended March 31, 2024

(g) Going concern

The management has performed an assessment of the Company's ability to continue as a going concern. Based on the assessment, the management believes that there is no material uncertainty with respect to any events or conditions that may cast a significant doubt on the entity to continue as a going concern, hence the financial statements have been prepared on a going concern basis.

New and amended standards adopted by the Company:

The Ministry of Corporate Affairs vide notification dated 31 March 2023 notified the Companies (Indian Accounting Standards) Amendment Rules, 2023, which amended certain accounting standards (see below), and are effective 1 April 2023:

Disclosure of accounting policies amendments to Ind AS 1

Definition of accounting estimates amendments to Ind AS 8

Deferred tax related to assets and liabilities arising from a single transaction amendments to Ind AS 12

The other amendments to Ind AS notified by these rules are primarily in the nature of clarifications.

These amendments did not have any material impact on the amounts recognised in prior periods and are not expected to significantly affect the current or future periods. Specifically, no changes would be necessary as a consequent of amendments made to Ind AS 12 as the Company's accounting policy already complies with the now mandatory treatment.



Property, plant and equipment

Freehold land is carried at historical cost. Historical cost includes expenditure that is directly attributable to the acquisition of the items. Property, plant and equipment is stated at cost net of accumulated depreciation and accumulated impairment losses, if any. Cost includes borrowing costs for long-term construction projects, if the recognition criteria is met.

Subsequent costs are included in the asset's carrying amount or recognized as a separate asset, as appropriate, only when it is probable that future economic benefits associated with the item will flow to the Company, and the cost of the item can be measured reliably. The carrying amount of any component accounted for as a separate asset is de-recognized when replaced. All other repairs and maintenance are charged to the Standalone Statement of Profit and Loss, during the reporting period in which they are incurred.

Capital work-in-progress is stated at cost net of accumulated impairment losses, if any.

Depreciation methods, estimated useful lives and residual value

Depreciation on property, plant and equipment is calculated on a straight-line basis over the useful life of the asset estimated by the management. Depreciation on additions is provided on a pro rata basis from the month of installation or acquisition. Depreciation on deletions/ disposals is provided on a pro rata basis upto the month preceding the month of deletions/ disposals. The management believes that these estimated useful lives reflect fair approximation of the period over which the assets are likely to be used. The Company has used the following rates to provide depreciation on its tangible fixed assets:

(a) Assets where useful life is same as Schedule II

Assets	Useful life as prescribed by Schedule II of the Companies Act, 2013
Factory buildings	30 years
Fences, wells, tube wells	5 years
Borewells (pipes, tubes and other fittings)	5 years
Other office equipment	5 years
Electrical installations and equipment (at factory)	10 years

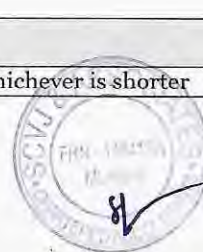
(b) Assets where useful life differ from Schedule II

Assets	Useful life as prescribed by Schedule II of the Companies Act, 2013	Estimated useful life
Plant and machinery – retail stores & Processing Units	15 years	5 – 6 years
Furniture and fittings – retail stores	10 years	5 – 6 years
Furniture and fittings – shop in shop stores	10 years	3 years
Motorcycles, scooters and other mopeds	10 years	5 years
Motor buses, motor lorries and motor cars other than those used in a business of running them on hire	6 years for motor cars and 8 years for motor buses and motor lorries	4 – 5 years
Servers, end user devices, such as desktops, laptops, etc.	3 years for end user devices and 6 years for servers	4 years
Furniture and fittings (other than retail stores)	10 years	7 years
Office electrical equipment	5 years	4 years
Electrically operated vehicles including battery powered or fuel cell powered vehicles	8 years	5 years

Useful life of assets different from that prescribed in Schedule II has been estimated by the management, supported by technical assessment.

Leasehold assets

Assets	Estimated useful life
Leasehold improvements at stores	5 to 6 years or period of lease, whichever is shorter



Leasehold improvements other than stores	Period of lease
--	-----------------

Based on managements' assessment, items of property, plant and equipment individually costing less than five thousand rupees, are depreciated within one year from the date the asset is ready to use or useful life of class of asset to which these assets belong.

Gains or losses on disposal of property, plant and equipment are determined by comparing proceeds with carrying amount. These are included in the Standalone Statement of Profit and Loss within other gains/ losses.

The residual values, useful lives and methods of depreciation of property, plant and equipment are reviewed at each financial year end and adjusted prospectively, if appropriate.



NOTE: 3a
PROPERTY, PLANT AND EQUIPMENT

	₹ In Lakh					
	Plant and Machinery	Leasehold Improvements	Computers	Furniture and fixtures	Office equipment	Total
Cost						
As at April 01, 2022	9.47	107.85	20.30	6.56	25.65	169.83
Additions	3.99	576.83	78.95	167.35	68.75	895.87
Disposals	0.92	56.06	6.58	-	17.09	80.65
As at March 31, 2023	12.54	628.62	92.67	173.91	77.32	985.06
As at April 1, 2023	12.54	628.62	92.67	173.91	77.32	985.06
Additions	45.76	610.55	43.93	184.30	128.91	1,013.46
Disposals	-	91.05	10.80	36.20	16.16	154.21
As at March 31, 2024	58.30	1,148.11	125.80	322.02	190.07	1,844.31
Depreciation						
As at April 01, 2022	1.29	32.73	13.54	1.57	15.06	64.19
Depreciation for the year	1.66	27.19	7.75	4.21	3.96	44.77
Disposals	0.30	17.13	5.93	-	11.81	35.17
As at March 31, 2023	2.65	42.80	15.36	5.78	7.21	73.79
As at April 1, 2023	2.65	42.80	15.36	5.78	7.21	73.79
Depreciation for the year	7.42	181.40	22.73	35.73	24.44	271.72
Disposals	-	9.47	0.04	0.09	0.05	9.65
As at March 31, 2024	10.07	214.73	38.05	41.42	31.60	335.86
Net carrying value as at:						
March 31, 2024	48.23	933.38	87.75	280.60	158.47	1,508.45
March 31, 2023	9.89	585.81	77.32	168.13	70.11	911.27
March 31, 2022	8.18	75.12	6.76	4.99	10.59	105.64

	₹ in Lakh	
	As at March 31, 2024	As at March 31, 2023
Property, plant and equipment	1,508.45	911.26
Total	1,508.45	911.26

NOTE: 3b
CAPITAL WORK-IN-PROGRESS

	₹ in Lakh		
	Leasehold Improvements	Software Subscription	Total
As at March 31, 2023	33.34	8.56	41.90
Additions	1,380.36	-	1,380.36
Capitalised during the year	1,363.02	8.56	1,371.57
March 31, 2024	50.69	-	50.69

Ageing of Capital work-in-progress as on March 31, 2024

	₹ in Lakh				
Capital work-in-progress	Less than 1 Year	1-2 years	2-3 years	More than 3 years	Total
(i) Projects In progress	50.69	-	-	-	50.69
(ii) Projects temporarily suspended	-	-	-	-	-



Leases

At inception of a contract, the Company assesses whether a contract is, or contains, a lease. A contract is, or contains, a lease if the contract conveys the right to control the use of an identified asset for a period of time in exchange for consideration. To assess whether a contract conveys the right to control the use of an identified asset, the Company assesses whether:

- The contract involves the use of an identified asset – this may be specified explicitly or implicitly and should be physically distinct or represent substantially all of the capacity of a physically distinct asset. If the supplier has a substantive substitution right, then the asset is not identified;
- The Company has the right to obtain substantially all of the economic benefits from the use of the asset throughout the period of use; and
- The Company has the right to direct the use of the asset. The Company has the right when it has the decision-making rights that are most relevant to changing how and for what purpose the asset is used. In rare cases where the decision about how and for what purpose the asset is used is predetermined, the Company has the right to direct the use of the asset either the Company has the right to operate the asset; or the Company designed the asset in a way that predetermines how and for what purpose it will be used.

At inception or on reassessment of a contract that contains a lease component, the Company allocates the consideration in the contract to each lease component on the basis of their relative stand-alone prices.

Where the Company is the lessee

Right-of-use assets

The Company recognises a right-of-use asset and a lease liability at the lease commencement date except for short-term leases which are less than 12 months and leases of low value assets. The right-of-use asset is initially measured at cost, which comprises the initial amount of the lease liability plus any initial direct costs incurred less any lease incentives received.

The right-of-use asset is subsequently depreciated using the straight-line method from the commencement date to the earlier of the end of the useful life of the right-of-use asset or the end of the lease term. If ownership of the leased asset transfers to the Company at the end of the lease term or the cost reflects the exercise of a purchase option, depreciation is calculated using the estimated useful life of the asset. The estimated useful lives of right-of-use assets are determined on the same basis as those of property. In addition, the right-of-use asset is periodically reduced by impairment losses, if any, adjusted for certain remeasurements of the lease liability.

Lease liabilities

The lease liability is initially measured at the present value of the lease payments that are not paid at the commencement date. The lease payments are discounted using the interest rate implicit in the lease, if that rate can be readily determined. If that rate cannot be readily determined, the Company uses incremental borrowing rate.

Lease payments included in the measurement of the lease liability comprise of fixed payments, including in-substance fixed payments. The lease liabilities are measured at amortised cost using the effective interest method. In addition, the carrying amount of lease liabilities is re-measured if there is a modification arising due to change in the lease term, change in the lease payments or a change in the assessment of an option to purchase the underlying asset. When the lease liability is re-measured in this way, a corresponding adjustment is made to the carrying amount of the right-of-use asset, or is recorded in profit or loss if the carrying amount of the right-of-use asset has been reduced to zero.

The Company presents right-of-use assets that do not meet the definition of investment property, and lease liabilities, separately in the Standalone Balance Sheet.

Short-term leases and leases of low value assets

The Company applies the short-term lease recognition exemption to its short-term leases (i.e., those leases that have a lease term of 12 months or less from the commencement date and do not contain a purchase option). It also applies the lease of low-value assets recognition exemption to leases that are considered to be low value. Lease payments on short-term leases and leases of low-value assets are recognized as expense on a straight-line basis over the lease term.



Where the Company is the lessor

Leases in which the Company does not transfer substantially all the risks and rewards of ownership of an asset is classified as an operating lease. Assets subject to operating leases are included in the property, plant and equipment. Rental income on an operating lease is recognized in the Standalone Statement of Profit and Loss on a straight-line basis over the lease term. Costs, including depreciation, are recognized as an expense in the Standalone Statement of Profit and Loss.



NOTE: 4a
RIGHT-OF-USE ASSETS AND LEASE LIABILITIES

(i) Right-of-use assets

	₹ in Lakh	
	Right of use Buildings	Total
Cost		
Asset Recognised as on March 31, 2023	5,507.84	5,507.84
Additions	1,656.42	1,656.42
Modification	-	-
Termination	-	-
As at March 31, 2024	7,164.26	7,164.26
Depreciation		
Asset Recognised as on March 31, 2023	761.80	761.80
Depreciation for the year (Refer Note - 32)	1,043.33	1,043.33
Termination	-	-
As at March 31, 2024	1,805.13	1,805.13
Net carrying value as at:		
As at March 31, 2024	5,359.13	5,359.13
As at March 31, 2023	4,746.04	4,746.04

Net carrying value

	₹ in Lakh	
	As at March 31, 2024	As at March 31, 2023
Right-of-use assets	5,359.13	4,746.04
Total	5,359.13	4,746.04

(ii) Lease liabilities

	₹ in Lakh	
	As at March 31, 2024	As at March 31, 2023
Opening balance	4,691.89	544.57
Additions	1,534.51	4,655.17
Retirements	-	(93.45)
Interest expense on lease liabilities	410.50	196.68
Rent concession (Refer Note - 28)	-	-
Payments	(1,180.77)	(611.08)
Closing balance	5,456.13	4,691.89
Current	975.56	643.44
Non-current	4,480.57	4,048.45

Refer Statement of Cash Flow for total cash outflow on account of lease payments during the years ended 31 March 2024 and 31 March 2023.
Following are the contractual maturities of lease liabilities as at 31 March 2024 and 31 March 2023

	₹ in Lakh	
Particulars	As at March 31, 2024	As at March 31, 2023
Not later than one year	1,376.10	988.14
Later than one year but within five years	4,548.54	3,439.31
Later than five years	941.74	1,500.69
Total	6,866.38	5,928.14

Following are expenses recognised in Statement of Profit and Loss for the years ended 31 March 2024 and 31 March 2023:

	₹ in Lakh	
Particulars	As at March 31, 2024	As at March 31, 2023
Depreciation Expense on Right of Use asset	1,043.33	532.69
Interest expense on lease liabilities	410.50	196.68
Rent expenses related to short term leases	96.59	120.53
Total expense recognised in statement of profit and loss	1,550.42	849.90



Intangible assets

Intangible assets are stated at cost less accumulated amortisation and impairment. The cost of intangible assets acquired in a business combination is their fair value at the date of acquisition. Internally generated intangibles, excluding capitalised development costs, are not capitalised and the related expenditure is reflected in the Standalone Statement of Profit and Loss, in the period in which the expenditure is incurred.

The useful lives of intangible assets are assessed as either finite or indefinite.

Intangible assets with finite life are amortised over the useful economic life and assessed for impairment, whenever there is an indication that the intangible asset may be impaired. The amortisation period and the amortisation method for an intangible asset with a finite useful life are reviewed at least at the end of each reporting period and changes if any, made on prospective basis. The amortisation expense on intangible assets with finite lives is recognized in the Standalone Statement of Profit and Loss.

Intangible assets with indefinite useful life are not amortised, but are tested for impairment annually, either individually or at the cash-generating unit level. The assessment of indefinite life is reviewed annually to determine whether the indefinite life continues to be supportable. If not, the change in useful life from indefinite to finite is made on a prospective basis.

Gains or losses arising from de-recognition of an intangible asset are measured as the difference between the net disposal proceeds and the carrying amount of the asset and are recognized in the Standalone Statement of Profit and Loss when the asset is de-recognized.

Amortisation methods and periods

A summary of amortisation policies applied to the Company's intangible assets is as below:

Intangible assets	Useful life	Amortisation method used
Computer software	3 years	Amortised on straight-line basis



House of Masaba Lifestyle Private Limited

Notes to the financial statements for the year ended March 31, 2024

NOTE: 4b

OTHER INTANGIBLE ASSETS

₹ in Lakh

	Computer software	Total
Cost		
As at April 01, 2022	4.05	4.05
Additions	5.19	5.19
Disposals	2.88	2.88
As at March 31, 2023	6.37	6.37
Additions	42.21	42.21
Disposals	-	-
As at March 31, 2024	48.58	48.58
Amortisation		
As at April 01, 2022	3.38	3.38
Amortisation for the year	0.49	0.49
Disposals	2.59	2.59
As at March 31, 2023	1.28	1.28
Amortisation for the year	4.63	4.63
Disposals	-	-
As at March 31, 2024	5.91	5.91
Net carrying value as at:		
March 31, 2024	42.67	42.67
March 31, 2023	5.09	5.09
March 31, 2022	0.68	0.68

Net carrying value

₹ in Lakh

	31st March 2024	31st March 2023	31st March 2022
Other intangible assets	42.67	5.09	0.68
Total	42.67	5.09	0.68



Financial instruments

A financial instrument is any contract that gives rise to a financial asset of one entity and a financial liability or equity instrument of another entity.

Financial assets and financial liabilities are recognized when a Company becomes a party to the contractual provisions of the instruments.

Financial assets and financial liabilities are initially measured at fair value. Transaction costs that are directly attributable to the acquisition or issue of financial assets and financial liabilities (other than financial assets and financial liabilities measured at fair value through profit or loss) are added to or deducted from the fair value of the financial assets or financial liabilities, as appropriate, on initial recognition. Transaction costs directly attributable to the acquisition of financial assets or financial liabilities at fair value through the Standalone Statement of Profit and Loss are recognized immediately in the Standalone Statement of Profit and Loss.

Purchases or sales of financial assets that require delivery of assets within a time frame established by regulation or convention in the market place are recognized on the trade date.

All recognized financial assets are subsequently measured in their entirety at either amortised cost or fair value, depending on the classification of the financial assets.

For the purpose of subsequent measurement, financial instruments of the Company are classified in the following categories:

(a) Non-derivative financial assets

(i) Financial assets at amortised cost

Financial asset is measured at amortised cost using Effective Interest Rate (EIR), if both the conditions are met:

- The asset is held within a business model whose objective is to hold assets in order to collect contractual cash flows; and
- The contractual terms of the instrument give rise on specified dates to cash flows that are solely payments of principal and interest on the principal amount outstanding.

Effective Interest Rate (EIR) method:

The EIR method is a method of calculating the amortised cost of a debt instrument and of allocating interest income over the relevant period. Amortised cost is calculated by taking into account any discount or premium on acquisition and fees or costs that are an integral part of the EIR. The effective interest rate is the rate that exactly discounts estimated future cash receipts (including all fees and points paid or received that form an integral part of the effective interest rate, transaction costs and other premiums or discounts) through the expected life of the debt instrument or, where appropriate, a shorter period, to the gross carrying amount on initial recognition.


Income is recognized on an effective interest basis for debt instruments other than those financial assets classified as at Fair Value Through Profit or Loss (FVTPL). Interest income is recognized in the Standalone Statement of Profit and Loss and is included in the 'Other income' line item.

(ii) Financial assets at Fair Value Through Other Comprehensive Income (FVTOCI)

An instrument shall be measured at FVTOCI, if both of the following conditions are met:

- The objective of the business model is achieved by both collecting contractual cash flows and selling financial assets; and
- The asset's contractual cash flows represent Solely Payments of Principal and Interest (SPPI).

Financial assets included within FVTOCI category are measured initially as well as at each reporting period at fair value plus transaction cost. Fair value movements are recognized in other comprehensive income. However, the Company recognises interest income, impairment losses and reversals and foreign exchange gain/ (loss) in the



Standalone Statement of Profit and Loss. On de-recognition of the asset, cumulative gain or loss previously recognized in OCI is reclassified from equity to the Standalone Statement of Profit and Loss.

(iii) Financial assets at Fair Value Through Profit or Loss (FVTPL)

Financial assets that do not meet the amortised cost criteria or FVTOCI criteria (refer above) are measured at FVTPL. In addition, financial assets that meet the amortised cost criteria or the FVTOCI criteria but are designated as at FVTPL are measured at FVTPL.

A financial asset that meets the amortised cost criteria or financial assets that meet the FVTOCI criteria may be designated as at FVTPL upon initial recognition if such designation eliminates or significantly reduces a measurement or recognition inconsistency that would arise from measuring assets or liabilities or recognising the gains and losses on them on different bases. The Company has not designated any debt instrument as at FVTPL.

Financial assets at FVTPL are measured at fair value at the end of each reporting period, with any gains or losses arising on re-measurement recognized in the Standalone Statement of Profit and Loss. The net gain or loss recognized in the Standalone Statement of Profit and Loss incorporates any dividend or interest earned on the financial asset and is included in the 'Other income' line item. Dividend on financial assets at FVTPL is recognized when the Company's right to receive the dividends is established, it is probable that the economic benefits associated with the dividend will flow to the entity, the dividend does not represent a recovery of part of cost of the investment and the amount of dividend can be measured reliably.

Call options over shares in the acquired subsidiary is initially recognized as a financial asset at fair value, with subsequent changes in fair value recognized in the Standalone Statement of Profit and Loss.

(iv) Equity investments

All equity investments (except Investment in Subsidiaries and Joint Venture which does not fall under scope of Ind AS 109 and are measured at cost) are measured at fair value as per Ind AS 109. Equity instruments which are held for trading are classified as at FVTPL. For all other equity instruments, the Company has an irrevocable election to present in other comprehensive income subsequent changes in the fair value. The Company makes such election on an instrument-by-instrument basis. The classification is made on initial recognition and is irrevocable.


If the Company decides to classify an equity instrument as at FVTOCI, then all fair value changes on the instrument, excluding dividends, are recognized in the OCI. There is no recycling of the amounts from OCI to the Standalone Statement of Profit and Loss, even on sale of investment. However, the Company may transfer the cumulative gain or loss within equity.

(v) Impairment of financial assets:

The Company applies simplified approach of expected credit loss model for recognising impairment loss on lease receivables, trade receivables, other contractual rights to receive cash or other financial asset.

Expected credit losses are the weighted average of credit losses with the respective risks of default occurring as the weights. Expected credit loss is the difference between all contractual cash flows that are due to the Company in accordance with the contract and all the cash flows that the Company expects to receive (i.e. all cash shortfalls), discounted at the original effective interest rate (or credit adjusted effective interest rate for purchased or originated credit-impaired financial assets).

The Company measures the loss allowance for a financial instrument at an amount equal to the lifetime expected credit losses if the credit risk on that financial instrument has increased significantly since initial recognition. If the credit risk on a financial instrument has not increased significantly since initial recognition, the Company



measures the loss allowance for that financial instrument at an amount equal to 12-month expected credit losses. 12-month expected credit losses are portion of the lifetime expected credit losses and represent the lifetime cash shortfalls that will result if default occurs within 12 months after the reporting date and thus, are not cash shortfalls that are predicted over the next 12 months.

If the Company measured loss allowance for a financial instrument at lifetime expected credit loss model in the previous period, but determines at the end of a reporting period that the credit risk has not increased significantly since initial recognition due to improvement in credit quality as compared to the previous period, the Company again measures the loss allowance based on 12-month expected credit losses.

When making the assessment of whether there has been a significant increase in credit risk since initial recognition, the Company uses the change in the risk of a default occurring over the expected life of the financial instrument instead of the change in the amount of expected credit losses. To make that assessment, the Company compares the risk of a default occurring on the financial instrument as at the reporting date with the risk of a default occurring on the financial instrument as at the date of initial recognition and considers reasonable and supportable information, that is available without undue cost or effort, that is indicative of significant increases in credit risk since initial recognition.

For trade receivables or any contractual right to receive cash or another financial asset that results from transactions that are within the scope of Ind AS 115, the Company always measures the loss allowance at an amount equal to lifetime expected credit losses.

Further, for the purpose of measuring lifetime expected credit loss allowance for trade receivables, the Company has used a practical expedient as permitted under Ind AS 109. This expected credit loss allowance is computed based on a provision matrix, which takes into account historical credit loss experience and adjusted for forward looking information.

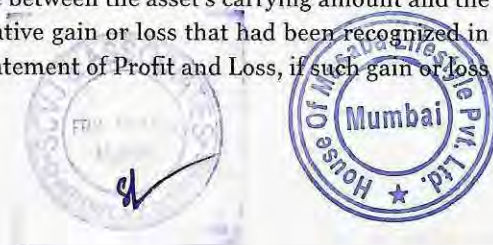
The impairment requirements for the recognition and measurement of a loss allowance are equally applied to debt instruments at FVTOCI except that the loss allowance is recognized in OCI and is not reduced from the carrying amount in the Standalone Balance Sheet.

The Company determines whether it is necessary to recognise an impairment loss on its investment in its subsidiaries and joint venture. At each reporting date, the Company determines whether there is objective evidence that the investment in the subsidiaries and joint venture is impaired. If there is such evidence, the Company calculates the amount of impairment as the difference between the recoverable amount of the subsidiaries and joint venture and its carrying value, and then recognises the impairment loss in the Standalone Statement of Profit and Loss.

De-recognition of financial assets and financial liabilities

The Company de-recognises a financial asset when the contractual rights to the cash flows from the asset expire, or when it transfers the financial asset and substantially all the risks and rewards of ownership of the asset to another party. If the Company neither transfers nor retains substantially all the risks and rewards of ownership and continues to control the transferred asset, the Company recognises its retained interest in the asset and an associated liability for the amounts it may have to pay. If the Company retains substantially all the risks and rewards of ownership of a transferred financial asset, the Company continues to recognise the financial asset and also recognises a collateralised borrowing for the proceeds received.

On de-recognition of a financial asset in its entirety, the difference between the asset's carrying amount and the sum of the consideration received and receivable, and the cumulative gain or loss that had been recognized in OCI and accumulated in equity is recognized in the Standalone Statement of Profit and Loss, if such gain or loss



would have otherwise been recognized in the Standalone Statement of Profit and Loss on disposal of that financial asset.

On de-recognition of a financial asset other than in its entirety (for example: when the Company retains an option to repurchase part of a transferred asset), the Company allocates the previous carrying amount of the financial asset between the part it continues to recognise under continuing involvement and the part it no longer recognises on the basis of the relative fair values of those parts on the date of the transfer. The difference between the carrying amount allocated to the part that is no longer recognized and the sum of the consideration received for the part no longer recognized and any cumulative gain or loss allocated to it that had been recognized in other comprehensive income is recognized in the Standalone Statement of Profit and Loss, if such gain or loss would have otherwise been recognized in the Standalone Statement of Profit and Loss on disposal of that financial asset. A cumulative gain or loss that had been recognized in other comprehensive income is allocated between the part that continues to be recognized and the part that is no longer recognized on the basis of the relative fair values of those parts.

The Company de-recognises financial liabilities only when the Company's obligations are discharged, cancelled or have expired. An exchange with a lender of debt instruments with substantially different terms is accounted for as an extinguishment of the original financial liability and the recognition of a new financial liability. Similarly, a substantial modification of the terms of an existing financial liability (whether or not attributable to the financial difficulty of the debtor) is accounted for as an extinguishment of the original financial liability and the recognition of a new financial liability. The difference between the carrying amount of the financial liability de-recognized and the consideration paid and payable is recognized in the Standalone Statement of Profit and Loss.

Offsetting financial instruments

Financial assets and liabilities are offset, and the net amount is reported in the Standalone Balance Sheet where there is a legally enforceable right to offset the recognized amounts, and there is an intention to settle on a net basis or realise the asset and settle the liability simultaneously. The legally enforceable right must not be contingent on future events and must be enforceable in the normal course of business.



House of Masaba Lifestyle Private Limited
Notes to the financial statements for the year ended March 31, 2024

	₹ in Lakh	
	As at March 31, 2024	As at March 31, 2023
NOTE: 5		
Current Investments (Carried at fair value through profit and loss (FVTPL))		
Quoted investments		
Aditya Birla Sun Life Liquid Fund - Growth- Regular Plan (March 31, 2024: NIL units, March 31, 2023: 348,379,588 units)	-	1,253.46
Aditya Birla Sun Life Overnight Fund - Growth- Direct Plan (March 31, 2024: NIL, March 31, 2023: 322.298 units)	-	3.89
Axis Liquid Fund - Regular Growth(CF-GP) (March 31, 2024: NIL units, March 31, 2023: 25579.438 Units)	-	635.43
SBI Liquid Fund Regular Growth (March 31, 2024: NIL units, March 31, 2023: 701.692 Units)	-	24.53
Total	-	1,917.31
Aggregate book value of unquoted investments	-	-
Aggregate book value of quoted investments	-	1,917.31
Aggregate market value of quoted investments	-	1,917.31
Aggregate amount of impairment in value of investments	-	-

NOTE: 6
NON-CURRENT FINANCIAL ASSETS - SECURITY DEPOSITS

	₹ in Lakh	
	As at March 31, 2024	As at March 31, 2023
Security deposits		
Unsecured, considered good	617.19	411.67
Total	617.19	411.67



House of Masaba Lifestyle Private Limited
Notes to the financial statements for the year ended March 31, 2024

NOTE: 7
DEFERRED TAX ASSETS (NET)

Reflected in the Balance Sheet as follows:

	₹ in Lakh	
	As at March 31, 2024	As at March 31, 2023
Deferred tax assets	682.68	470.92
Deferred tax assets/ (liabilities) (net)	682.68	470.92

Deferred tax assets / (liabilities) relates to the following:

	Balance Sheet		Statement of Profit and Loss	
	As at March 31, 2024	As at March 31, 2023	As at March 31, 2024	As at March 31, 2023
Difference between carrying amount of Property Plant and Equipment and Intangible Assets and their tax base	24.11	7.69	16.42	2.44
Provision for gratuity & Leave encashment	33.03	21.32	11.71	11.72
Provision for doubtful debts	17.02	17.02	-	17.02
Disallowance under Section 43B and 40(a)(ia) of the Income Tax	-	1.93	(1.93)	1.93
Other Items giving rise to temporary differences				
Expenses on which TDS has not been deducted under section 40(a) (ia)		-	-	-
Loss as per income tax computations available for offsetting against future taxable income	527.96	420.02	107.39	414.17
<i>Impact of Ind AS 116</i>				
a) Lease equalisation charges	80.57	20.25	60.31	22.78
ROU assets and lease liabilities		-		
Adjustment pursuant to adoption of Ind AS 116, recorded in retained earnings		-		-
Others		0.16	(0.16)	0.49
Measurement of Financial assets (Investments) at FVTPL		(17.47)	17.47	(17.47)
Net deferred tax assets/ (liabilities)	682.68	470.92	211.21	453.07

Reconciliation of deferred tax assets/ (liabilities) (net):

	₹ in Lakh	
	As at March 31, 2024	As at March 31, 2023
As at the beginning of the year	470.92	12.00
Deferred tax income/ (expense) recognised in profit and loss during the year (Refer Note - 34)	211.21	453.07
Deferred tax income/ (expense) recognised in OCI during the year (Refer Note - 34)	0.55	5.86
As at the end of the year	682.68	470.92

NOTE: 8
NON-CURRENT TAX ASSETS (NET)

	₹ in Lakh	
	As at March 31, 2024	As at March 31, 2023
Advance tax and TDS (Net)	4.65	15.68
Total	4.65	15.68

NOTE: 9
OTHER NON-CURRENT ASSETS

	₹ in Lakh	
	As at March 31, 2024	As at March 31, 2023
Capital Advances	49.08	92.62
Total	49.08	92.62



Inventories

Raw materials, components, stores and spares, and packing materials are valued at lower of cost or net realisable value. However, these items are considered to be realisable at cost if the finished products, in which they will be used, are expected to be sold at or above cost. Cost includes cost of purchase and other costs in bringing the inventories to their present location and condition. Cost is determined on weighted average cost basis.

Traded goods, work-in-progress and finished goods are valued at cost or net realisable value, whichever is lower. Work-in-progress and finished goods include costs of direct materials, labour and a proportion of manufacturing overheads based on the normal operating capacity but excluding borrowing cost. Traded goods cost includes cost of purchase and other costs incurred in bringing the inventories to their present location and condition. Cost is determined on weighted average cost basis.

Net realisable value is the estimated selling price in the ordinary course of business, less estimated costs of completion and the estimated costs necessary to make the sale.

Proceeds in respect of sale of raw materials/ stores are credited to the respective heads. Obsolete and defective inventory are duly provided for, basis the management estimates.



House of Masaba Lifestyle Private Limited
Notes to the financial statements for the year ended March 31, 2024

NOTE: 10
INVENTORIES

	₹ in Lakh	
	As at March 31, 2024	As at March 31, 2023
<i>At lower of cost and net realisable value</i>		
Raw materials		
Fabric & Accessories	643.82	275.17
Work-in-progress		
Fabric & Accessories	-	29.98
Finished goods		
Garments	1,568.90	511.49
Costmetics	88.35	129.05
Fashion Accessories	-	25.39
Total	2,301.07	971.08

NOTE: 11
CURRENT FINANCIAL ASSETS - LOANS

	₹ in Lakh	
	As at March 31, 2024	As at March 31, 2023
Loans and advances to employees		
Unsecured, considered good	7.69	10.15
Total	7.69	10.15

NOTE: 12
CURRENT FINANCIAL ASSETS - SECURITY DEPOSITS

	₹ in Lakh	
	As at March 31, 2024	As at March 31, 2023
Security deposits		
Unsecured, considered good	27.04	12.65
Total	27.04	12.65

NOTE: 13
TRADE RECEIVABLES

	₹ in Lakh	
	As at March 31, 2024	As at March 31, 2023
Trade receivables from others		
Unsecured, considered good	518.43	227.19
Unsecured, considered doubtful	67.60	67.60
Trade receivables from related parties (Refer Note - 39.3)	-	0.55
	586.03	295.34
Less: Loss Allowances	(67.60)	(67.60)
Total	518.43	227.74

Particulars	₹ in Lakh	
Outstanding for following periods from due date of payment	As at March 31, 2024	As at March 31, 2023
Undisputed Trade receivables – considered good		
Less than 6 months	370.60	114.98
6 months - 1 year	144.90	76.95
1-2 years	2.93	2.13
2-3 years		33.68
More than 3 years		0.06
Total	518.43	227.80

* The amount is net of provision for discount and refund liabilities.

Note: In the FY 2022-23 & FY 2023-24, in order to establish any norm currently for any expected credit loss, HOMLPL does not have any appropriate trends or historic data, hence no Expected credit loss working has been prepared as on balance sheet date



Trade receivables

Trade receivables are amounts due from customers for goods sold or services performed in the ordinary course of business and reflect the Company's unconditional right to consideration (that is, payment is due only on the passage of time).

Trade receivables are recognised initially at the transaction price as they do not contain significant financing components. The Company holds the trade receivables with the objective of collecting the contractual cash flows and therefore measures them subsequently at amortised cost using the effective interest method, less loss allowance.

For trade receivables and contract assets, the Company applies the simplified approach required by Ind AS 109, which requires expected lifetime losses to be recognised from initial recognition of the receivables.



NOTE: 14
CASH AND CASH EQUIVALENTS

	₹ in Lakh	
	As at March 31, 2024	As at March 31, 2023
Balances with banks		
Current accounts	117.20	103.80
Cash on hand	15.42	7.13
Total	132.62	110.93

Details of non-cash transactions from investing activities and Changes in liabilities arising from financing activities:

As at March 31, 2024

	₹ in Lakh					
	As at March 31, 2023	Adjustments	Cash flows (net)	Non-cash changes		As at March 31, 2024
				Fair value adjustments	Others	
Investing activities						
Non-current investments	-	-	-	-	-	-
Current investments	1,917.31	-	-1,917.31	-	-	-
Total	1,917.31	-	-1,917.31	-	0.00	-
Financing activities						
Non-current borrowings	-	-	366.50	-	-	366.50
Current borrowings (including current maturities of non-current borrowings)	-	-	1,800.00	-	-	1,800.00
Lease liabilities	4,691.89	-	(1,180.77)	-	1,945.01	5,456.13
Total	4,691.89	-	985.73	-	1,945.01	7,622.63

As at March 31, 2023

	₹ in Lakh					
	As at March 31, 2022	Adjustments	Cash flows (net)	Non-cash changes		As at March 31, 2023
				Fair value adjustments	Others	
Investing activities						
Non-current investments	-	-	-	-	-	-
Current investments	-	-	1,847.89	69.43	-	1,917.31
Total	-	-	1,847.89	69.43	-	1,917.31
Financing activities						
Non-current borrowings	210.84	-	(210.84)	-	-	-
Current borrowings (including current maturities of non-current borrowings)	16.33	-	(16.33)	-	-	-
Lease liabilities	544.57	-	(611.08)	-	4,758.40	4,691.89
Total	771.74	-	(838.24)	-	4,758.40	4,691.89

NOTE: 15
BANK BALANCE OTHER THAN CASH AND CASH EQUIVALENTS

	₹ in Lakh	
	As at March 31, 2024	As at March 31, 2023
Earmarked deposits		
Current accounts	16.16	10.56
Bank deposits (with original maturity of more than 3 months and having remaining maturity of less than 12 months)*	-	-
Total	16.16	10.56

* Bank balance other than Cash and cash equivalents are held as margin money under lien to banks for assuring guarantees.

NOTE: 16
OTHER CURRENT ASSETS

	₹ in Lakh	
	As at March 31, 2024	As at March 31, 2023
Prepayments	13.83	21.15
Advance to suppliers	396.01	83.54
Balances with government authorities (other than income tax)	673.04	296.08
Other receivables	-	8.05
Total	1,082.89	408.81



NOTE: 17
EQUITY SHARE CAPITAL

Authorised share capital

	As at March 31, 2024		As at March 31, 2023	
	No. of shares	₹ in Lakh	No. of shares	₹ in Lakh
Equity Share Capital				
As at the beginning of the year	14,00,000	140.00	3,00,000	30.00
Issued during the year	-	-	11,00,000	110.00
As at the end of the year	14,00,000	140.00	14,00,000	140.00
Preference Share Capital @Rs.10/each				
As at the beginning of the year	-	-	9,00,000	90.00
Reduction on account of reclassification during the year	-	-	-9,00,000	-90.00
As at the end of the year	-	-	-	-
Preference Share Capital @Rs.100/each				
As at the beginning of the year	-	-	20,00,000	2,000.00
Reduction on account of reclassification during the year	-	-	-20,00,000	-2,000.00
As at the end of the year	-	-	-	-

Issued, Subscribed and paid-up equity share capital

	As at March 31, 2024		As at March 31, 2023	
	No. of shares	₹ in Lakh	No. of shares	₹ in Lakh
As at the beginning of the year	10,01,046	100.10	1,15,754	11.58
Increase during the year towards:				
Fresh Issue of Equity Share	-	-	47,549	4.75
Bonus Issue of Equity Share	-	-	8,37,743	83.77
Allotment to Non-Resident (NR) shareholders (Refer Note - 18)	-	-	-	-
Exercise of Options (Refer Note - 43)	-	-	-	-
As at the end of the year	10,01,046	100.10	10,01,046	100.10

(i) Shares held by Promoters :

Shares held by Promoters	As at 31st March, 2024		As at 31st March, 2023		% Change during the year
	No. of Shares	% of total shares	No. of Shares	% of total shares	
Masaba Richards	4,76,055	48%	4,76,055	48%	0%
Aditya Birla Fashion & Retail Limited & its nominees	5,24,991	52%	5,24,991	52%	0%
Total	10,01,046	100%	10,01,046	100%	

(ii) Rights, preferences and restrictions attached to equity shares

The Company has only one class of equity shares having face value as ₹ 10/- each. Every holder of equity shares is entitled to one vote per share. In the event of liquidation of the Company, the holders of entitled to receive any of the remaining assets of the Company, after distribution of all preferential amounts.

(iii) Reclassification of Authorised Share Capital

During the previous year, the Company has reclassified its authorized share capital from Rs. 1,40,00,000 divided into 3,00,000 equity shares of Rs. 10/- each amounting to Rs. 30,00,000, 20,000 preference shares of Rs. 100/- each amounting Rs. 20,00,000 and 9,00,000 preference shares of Rs. 10/- each amounting Rs. 90,00,000 to Rs. 1,40,00,000 divided into 14,00,000 equity shares of Rs. 10/- each vide resolution passed in the annual general meeting of the Company held on August 16, 2022.

(iv) Fresh Issue of Equity Shares

During the previous year, the Company has allotted 47,549 equity shares of face value of Rs. 10/- each fully paid up at a premium of Rs. 11,553/- vide resolution passed in the meeting of Board of Directors of the Company held on May 30, 2022.

(v) Fresh Issue of Bonus Equity Shares

During the previous year, the Company has allotted 8,37,743 fully paid up bonus equity shares to its existing shareholders vide resolution passed in the annual general meeting of the Company held on August 16, 2022.

(vi) Details of shareholders holding more than 5% shares in the Company

Name of the shareholder	As at March 31, 2024		As at March 31, 2023	
	No. of shares held	% of paid-up share capital	No. of shares held	% of paid-up share capital
Aditya Birla Fashion & Retail Limited (ABFRL) & its Nominee	5,24,991	52%	5,24,991	52%
Masaba Richards	4,76,055	48%	476055	48%



(vii) Shares held by Holding/Ultimate Holding Company and/or their Subsidiaries/Associates

Out of equity shares issued by the Company, shares held by its Holding Company are as below :

Name of Shareholder	As at March 31, 2024		As at March 31, 2023	
	No. of shares held	% of paid-up share capital	No. of shares held	% of paid-up share capital
Aditya Birla Fashion and Retail Limited*	5,24,991	52%	5,24,991	52%

*Effective June 1, 2022, Aditya Birla Fashion and Retail Limited is the Holding Company.

NOTE: 18

OTHER EQUITY

	₹ in Lakh	
	As at March 31, 2024	As at March 31, 2023
Reserves and surplus		
Securities premium		
As at the beginning of the year	6,548.81	1,281.52
Increase during the year		
Issue of Fresh Equity Shares	-	5,540.88
Conversion of Preference Shares		
Utilised during the year		
For issue of Bonus Share	-	-83.77
For Share issue expenses	-	-189.82
As at the end of the year	<u>6,548.81</u>	<u>6,548.81</u>

Retained earnings

As at the beginning of the year	(2,007.36)	(815.20)
Profit/(Loss) for the year	(2,269.08)	(1,192.16)
As at the end of the year	<u>(4,276.45)</u>	<u>(2,007.36)</u>

₹ in Lakh

	₹ in Lakh	
	As at March 31, 2024	As at March 31, 2023
Other comprehensive income		
Remeasurement gains/ (losses) on defined benefit plans		
As at the beginning of the year	(14.90)	2.03
Gains/ (losses) during the year	(1.64)	(16.93)
As at the end of the year	<u>(16.54)</u>	<u>(14.90)</u>
Total	<u>2,255.82</u>	<u>4,526.55</u>

Other equity

₹ in Lakh

	₹ in Lakh	
	As at March 31, 2024	As at March 31, 2023
Reserves and surplus		
Securities premium	6,548.81	6,548.81
Retained earnings	(4,276.45)	(2,007.36)
Other comprehensive income		
Remeasurement gains/ (losses) on defined benefit plans	(16.54)	(14.90)
Fair value gains/ (losses) on equity instruments	-	-
Total	<u>2,255.82</u>	<u>4,526.55</u>

The description of the nature and purpose of each reserve within other equity is as follows:

1. Securities premium

Securities premium is used to record the premium on issue of shares, and is utilised in accordance with the provisions of the Companies Act, 2013.

2. Retained earnings

The cumulative gain or loss arising from the operations which is retained by the Company is recognized and accumulated under the heading of retained earnings. At the end of the year, the profit after tax/ loss is transferred from the statement of profit and loss to retained earnings.

3. Other comprehensive income

Other comprehensive income comprises actuarial gains and losses on defined benefit obligation.

4. Remeasurement gains/ (losses) on defined benefit plans

The cumulative balances of gains/ (losses) arising on remeasurements of defined benefit plan is accumulated and recognised within this component of other comprehensive income. Items included in remeasurement gains/ (losses) reserve will not be reclassified subsequently to Standalone Statement of Profit and Loss.



Non derivative financial liabilities

(i) Classification as debt or equity

Debt and equity instruments issued by the Company are classified as either financial liabilities or as equity in accordance with the substance of the contractual arrangements and the definitions of a financial liability and an equity instrument.

(1) Equity instruments:

An equity instrument is any contract that evidences a residual interest in the assets of an entity after deducting all of its liabilities. Equity instruments issued by the Company are recognized at the proceeds received, net of direct issue costs.

Repurchase of the Company's own equity instruments is recognized and deducted directly in equity. No gain or loss is recognized in the Standalone Statement of Profit and Loss on the purchase, sale, issue or cancellation of the Company's own equity instruments.

(2) Compound financial instruments:

The component parts of compound financial instruments (convertible notes) issued by the Company are classified separately as financial liabilities and equity in accordance with the substance of the contractual arrangements and the definitions of a financial liability and an equity instrument. A conversion option that will be settled by the exchange of a fixed amount of cash or another financial asset for a fixed number of the Company's own equity instruments is an equity instrument.

At the date of issue, the fair value of the liability component is estimated using the prevailing market interest rate for similar non-convertible instruments. This amount is recognized as a liability on an amortised cost basis using the effective interest method until extinguished upon conversion or at the instrument's maturity date.

(3) Financial liabilities:

All financial liabilities are measured at amortised cost using the effective interest method or at FVTPL.

However, financial liabilities that arise when a transfer of a financial asset does not qualify for derecognition or when the continuing involvement approach applies, financial guarantee contracts issued by the Company, and commitments issued by the Company to provide a loan at below-market interest rate are measured in accordance with the specific accounting policies set out below.

Financial liabilities at FVTPL:

Financial liabilities are classified as at FVTPL when the financial liability is either held for trading or it is designated as at FVTPL.

A financial liability is classified as held for trading, if:

- It has been acquired or incurred principally for the purpose of selling or repurchasing it in the near term; or
- On initial recognition it is part of a portfolio of identified financial instruments that the Company manages together and has a recent actual pattern of short-term profit-taking; or
- It is a derivative that is not a financial guarantee contract or designated and effective as a hedging instrument.



A financial liability other than a financial liability held for trading may, be designated as at FVTPL upon initial recognition, if:

- Such designation eliminates or significantly reduces a measurement or recognition inconsistency that would otherwise arise;
- The financial liability forms part of a group of financial assets or financial liabilities or both, which is managed and its performance is evaluated on a fair value basis, in accordance with the Company's documented risk management or investment strategy, and information about the Company is provided internally on that basis; or
- It forms part of a contract containing one or more embedded derivatives, and Ind AS 109 permits the entire combined contracts to be designated as at FVTPL in accordance with Ind AS 109.

Financial liabilities at FVTPL are stated at fair value, with any gains or losses arising on re-measurement recognized in the Standalone Statement of Profit and Loss.

The Put Option on the Non-Controlling Interest ("NCI") of subsidiary is initially measured at the present value of the amount payable on exercise of the option, as per the terms of the agreement. The subsequent changes in carrying amount is recognized in the Standalone Statement of Profit and Loss.

However, financial liabilities that are not held-for-trading and are designated as at FVTPL, the amount of change in the fair value of the financial liability that is attributable to changes in the credit risk of that liability is recognized in other comprehensive income, unless the recognition of the effects of changes in the liability's credit risk in other comprehensive income would create or enlarge an accounting mismatch in the Standalone Statement of Profit and Loss, in which case these effects of changes in credit risk are recognized in the Standalone Statement of Profit and Loss. The remaining amount of change in the fair value of liability is always recognized in the Standalone Statement of Profit and Loss. Changes in fair value attributable to a financial liability's credit risk that are recognized in other comprehensive income are reflected immediately in other comprehensive income under other equity and are not subsequently reclassified to the Standalone Statement of Profit and Loss.

Gains or losses on financial guarantee contracts and loan commitments issued by the Company that are designated by the Company as at fair value through profit or loss are recognized in the Standalone Statement of Profit and Loss.

Financial liabilities subsequently measured at amortised cost:

Financial liabilities that are not held-for-trading and are not designated as at FVTPL are measured at amortised cost at the end of subsequent accounting periods. The carrying amounts of financial liabilities that are subsequently measured at amortised cost are determined based on the effective interest method. Interest expense that is not capitalised as part of costs of an asset is included in the 'Finance costs' line item.

The effective interest method is a method of calculating the amortised cost of a financial liability and of allocating interest expense over the relevant period. The effective interest rate is the rate that exactly discounts estimated future cash payments (including all fees and points paid or received that form an integral part of the effective interest rate, transaction costs and other premiums or discounts) through the expected life of the financial liability, or (where appropriate) a shorter period, to the gross carrying amount on initial recognition.

(ii) Loans and borrowings

Borrowings are initially recognized at fair value, net of transaction costs incurred. Borrowings are subsequently measured at amortised cost. Any difference between the proceeds (net of transaction costs) and the redemption amount is recognized in the Standalone Statement of Profit and Loss over the period of borrowings using the EIR method. Fees paid on the establishment of loan facilities are recognized as



the transaction cost of the loan to the extent it is probable that some or all of the facility will be drawn down, the fees are deferred until the draw down occurs. To the extent that there is no evidence that is probable that some or all of the facility will be drawn down, the fee is capitalised as a prepayment for liquidity and amortised over the period of facility to which it relates.

Preference shares, which are mandatorily redeemable on a specific date, are classified as liabilities. The dividends on these preference shares are recognized in the Standalone Statement of Profit and Loss as 'Finance costs'.

(iii) Foreign exchange gains and losses

The fair value of financial assets denominated in a foreign currency is determined in that foreign currency and translated at the spot rate at the end of each reporting period.

- For foreign currency denominated financial assets measured at amortised cost and FVTPL, the exchange differences are recognized in the Standalone Statement of Profit and Loss, except for those which are designated as hedging instruments in a hedging relationship.
- For the purposes of recognising foreign exchange gains and losses, FVTOCI financial assets are treated as financial assets measured at amortised cost. Thus, the exchange differences on the amortised cost are recognized in the Standalone Statement of Profit and Loss, and other changes in the fair value of FVTOCI financial assets are recognized in OCI.

For financial liabilities that are denominated in a foreign currency and are measured at amortised cost at the end of each reporting period, the foreign exchange gains and losses are determined based on the amortised cost of the instruments and are recognized in 'Other income'.

The fair value of financial liabilities denominated in a foreign currency is determined in that foreign currency and translated at the spot rate at the end of the reporting period. For financial liabilities that are measured as at FVTPL, the foreign exchange component forms part of the fair value gains or losses and is recognized in the Standalone Statement of Profit and Loss.



19 NOTE: 19

NON-CURRENT FINANCIAL LIABILITIES - BORROWINGS

	As at March 31, 2024	As at March 31, 2023
Secured, measured at amortised cost		
Term Loans from Bank	366.50	-
Current maturities of Long term debts	-	-
Net Term Loan from Bank	366.50	-
Total	366.50	-

Notes 19a

Term Loan from Bank consists of the following:

- Business Loan from ICICI Bank amounting to Rs. 3.67 crores (as at 31 March 2024), the loan has been taken during the financial year with interest chargeable @ 9.10% p.a.

Loan is secured against all current assets & moveable fixed assets of the company



House of Masaba Lifestyle Private Limited

Notes to the financial statements for the year ended March 31, 2024

NOTE: 20

NON-CURRENT LIABILITIES - SECURITY DEPOSITS

	₹ in Lakh	
	As at March 31, 2024	As at March 31, 2023
Security Deposits	95.71	72.55
Total	95.71	72.55

NOTE: 21

NON-CURRENT PROVISIONS

	₹ in Lakh	
	As at March 31, 2024	As at March 31, 2023
Employee benefit obligation		
Provision for compensated absence	20.34	6.54
Provision for gratuity (Refer Note - 38)	94.70	72.29
Total	115.04	78.83

NOTE: 22

NON-CURRENT BORROWINGS

CURRENT FINANCIAL LIABILITIES - BORROWINGS

	₹ in Lakh	
	As at March 31, 2024	As at March 31, 2023
Loans repayable on demand from banks		
Working capital demand loan (Secured)	1,800.00	-
Total current borrowings	1,800.00	-

Notes 22a

WCDL from from ICICI Bank of Rs 1800 lakhs is secured against all current assets & movebale fixed assets of the company. The loan is repayable within 12 months



NOTE: 23
TRADE PAYABLES

	₹ in Lakh	
	As at March 31, 2024	As at March 31, 2023
Total outstanding dues of micro enterprises and small enterprises (Refer details below)	363.02	83.30
Total outstanding dues of creditors other than micro enterprises and small enterprises*	1,005.92	442.12
Total	1,368.93	525.42

Details of dues to Micro and Small Enterprises as defined under MSMED Act, 2006

	₹ in Lakh	
	As at March 31, 2024	As at March 31, 2023
a. The principal amount and the interest due thereon remaining unpaid to any supplier as at the end of each accounting year:		
Principal amount due to Micro and Small Enterprises*	363.02	83.30
Interest due on the above	3.08	-
b. The amount of interest paid by the buyer in terms of Section 16 of the Micro, Small and Medium Enterprises Development Act, 2006, along with the amount of the payment made to the supplier beyond the appointed day during each accounting year	-	-
c. The amount of interest due and payable for the period of delay in making payment (which have been paid but beyond the appointed day during the year) but without adding the interest specified under Micro, Small and Medium Enterprises Development Act, 2006	-	-
d. The amount of interest accrued and remaining unpaid at the end of each accounting year	-	-
e. The amount of further interest remaining due and payable even in the succeeding years, until such date when the interest dues as above are actually paid to the small enterprise for the purpose of disallowance of a deductible expenditure under Section 23 of the Micro, Small and Medium Enterprises Development Act, 2006.	-	-

The above disclosures are provided by the Company based on the information available with the Company in respect of the registration status of its vendors.

Ageing of Trade Payables:

Particulars	Outstanding as on March 31, 2024 (for following periods from due date of payment)						Total
	Not due (including unbilled)	Less than 1 year	1-2 years	2-3 years	More than 3 years		
(i) MSME	7.91	355.11	-	-	-	363.02	
(ii) Others	159.90	846.02	-	-	-	1,005.92	
(iii) Disputed dues – MSME	-	-	-	-	-	-	
(iv) Disputed dues – Others	-	-	-	-	-	-	

Particulars	Outstanding as on March 31, 2023 (for following periods from due date of payment)						Total
	Not due (including unbilled)	Less than 1 year	1-2 years	2-3 years	More than 3 years		
(i) MSME	73.17	10.13	-	-	-	83.31	
(ii) Others	184.33	257.79	-	-	-	442.12	
(iii) Disputed dues – MSME	-	-	-	-	-	-	
(iv) Disputed dues – Others	-	-	-	-	-	-	

NOTE: 24
CURRENT FINANCIAL LIABILITIES - OTHERS

	₹ in Lakh	
	As at March 31, 2024	As at March 31, 2023
Creditors for capital supplies	64.71	79.03
Employee Payable	208.15	122.45
Expenses Payable	371.39	0.08
Total	644.25	201.56

NOTE: 25
CURRENT PROVISIONS

	₹ in Lakh	
	As at March 31, 2024	As at March 31, 2023
Employee benefit obligation		
Provision for compensated absences	3.78	1.28
Provision for gratuity (Refer Note - 38)	15.29	12.37
Total	19.08	13.65

NOTE: 26
OTHER CURRENT LIABILITIES

	₹ in Lakh	
	As at March 31, 2024	As at March 31, 2023
Advances received from customers	91.45	70.51
Statutory dues Payable	63.36	72.33
Deferred income	24.14	11.01
Total	178.94	153.85



Revenue from contracts with customers

Revenue from contracts with customers is recognized upon transfer of control of promised goods/ services to customers at an amount that reflects the consideration to which the Company expect to be entitled for those goods/ services.

To recognize revenues, the Company applies the following five-step approach:

- Identify the contract with a customer;
- Identify the performance obligations in the contract;
- Determine the transaction price;
- Allocate the transaction price to the performance obligations in the contract; and
- Recognize revenues when a performance obligation is satisfied.

Revenue from sale of products

Revenue is measured at the fair value of the consideration received or receivable net of returns and allowances, trade discounts and volume rebates, taking into account contractually defined terms of payment excluding taxes or duties collected on behalf of the government.

Goods and Service Tax (GST) is not received by the Company in its own account. Rather, it is tax collected on value added to the commodity by the seller on behalf of the government. Accordingly, it is excluded from revenue.

Assets and liabilities arising from right to return

The Company has contracts with customers which entitles them the unconditional right to return.

Right to return assets

A right of return gives an entity a contractual right to recover the goods from a customer (return asset), if the customer exercises its option to return the goods and obtain a refund. The asset is measured at the carrying amount of the inventory, less any expected costs to recover the goods, including any potential decreases in the value of the returned goods.

Refund liabilities

A refund liability is the obligation to refund part or all of the consideration received (or receivable) from the customer. The Company has therefore recognized refund liabilities in respect of customer's right to return. The liability is measured at the amount the Company ultimately expects it will have to return to the customer. The Company updates its estimate of refund liabilities (and the corresponding change in the transaction price) at the end of each reporting period.

The Company has presented its right to return assets and refund liabilities as required under Ind AS 115 in the financial statements.

Income from gift voucher

Gift voucher sales are recognized when the vouchers are redeemed, and the goods are sold to the customer.

Income from services

Income from services is recognized as they are rendered based on agreements/ arrangements with the concerned parties, and recognized net of goods and services tax/ applicable taxes.

Interest income

Interest income on all debt instruments is measured at amortized cost. Interest income is recorded using the effective interest rate (EIR). EIR is the rate that exactly discounts the estimated future cash payments or receipts over the expected life of the financial instrument or a shorter period, where appropriate, to the gross carrying amount of the financial asset. When calculating the EIR, the Company estimates the expected cash flows by considering all the contractual terms of the financial instrument. Interest income is included in other income in the Standalone Statement of Profit and Loss.



House of Masaba Lifestyle Private Limited
Notes to the financial statements for the year ended March 31, 2024

NOTE: 27

REVENUE FROM OPERATIONS

	₹ in Lakh	
	As at March 31, 2024	As at March 31, 2023
Revenue from sale of products		
Sale of products - Garments, Accessories & Cosmetics	6,900.40	4,918.44
Total revenue from sale of products	6,900.40	4,918.44
Other operating income		
Licence fees and royalties	12.45	42.16
Professional Fees	45.00	60.71
Total	6,957.85	5,021.32

(a) Right to return assets and refund liabilities:

	₹ in Lakh	
	As at March 31, 2024	As at March 31, 2023
Right to return assets	102.03	39.34
Refund liabilities	0.60	38.76

(b) Contract balances:

	₹ in Lakh	
	As at March 31, 2024	As at March 31, 2023
Contract assets		
Trade receivables	518.43	227.74
Contract Liabilities		
Advances received from customers	91.45	70.51

(c) Reconciliation of revenue as recognised in the Standalone Statement of Profit and Loss with the contracted price:

	₹ in Lakh	
	As at March 31, 2024	As at March 31, 2023
Revenue as per contracted price	7,543.84	5,529.81
Less:		
Sales return	585.99	508.49
Revenue as per the Statement of Profit and Loss	6,957.85	5,021.32

(e) Disclosure of disaggregated revenue recognised in the Standalone Statement of Profit and Loss based on geographical segment:

	₹ in Lakh	
	As at March 31, 2024	As at March 31, 2023
Revenue from customers outside India	682.59	876.77
Revenue from customers within India	6,275.26	4,144.54
Revenue as per the Statement of Profit and Loss	6,957.85	5,021.31

NOTE: 28

OTHER INCOME

	₹ in Lakh	
	As at March 31, 2024	As at March 31, 2023
Interest income on Fixed Deposits	0.60	13.50
Interest on IT Refund	0.55	1.42
Interest income on measurement of financial assets at amortised cost	32.18	23.04
Gain on measurement of investments at FVTPL	-	69.43
Gain on retirement of right-of-use assets	-	8.41
Net gain on sale of current investments	31.93	48.09
Provision no longer required written back	-	0.39
Sundry Balances written back	8.95	-
Miscellaneous income	0.00	6.51
Total	74.21	170.79



NOTE: 29
COST OF MATERIALS CONSUMED

	₹ in Lakh	
	As at March 31, 2024	As at March 31, 2023
(a) Materials consumed - Fabric, Accessories & Cosmetics		
Inventories at the beginning of the year	275.17	140.39
Add: Purchases	2,554.55	1,600.22
	<u>2,829.72</u>	<u>1,740.61</u>
Less: Inventories at the end of the year	643.82	275.17
Total	<u>2,185.90</u>	<u>1,465.44</u>
(b) Changes in inventories of finished goods, work-in-progress and stock-in-trade		
Opening inventories		
Finished goods		
Garments	511.49	332.94
Costmetics	129.05	-
Fashion Accessories	25.39	45.13
Work-in-progress	29.98	-
	<u>695.92</u>	<u>378.07</u>
Less:		
Closing inventories		
Finished goods		
Garments	1,568.90	511.49
Costmetics	88.35	129.05
Fashion Accessories	-	25.39
Work-in-progress	-	29.98
	<u>1,657.24</u>	<u>695.92</u>
(Increase)/Decrease in inventories	<u>(961.33)</u>	<u>(317.84)</u>

NOTE: 30
EMPLOYEE BENEFITS EXPENSE

	₹ in Lakh	
	As at March 31, 2024	As at March 31, 2023
Salaries, wages and bonus	1,802.50	1,271.98
Director Remuneration	158.84	207.40
Contribution to provident and other funds (Refer Note - 38)	25.28	15.54
Leave Encashment	20.86	3.76
Gratuity expense (Refer Note - 38)	29.63	17.42
Staff welfare expenses	48.52	44.82
Total	<u>2,085.63</u>	<u>1,560.92</u>

NOTE: 31
FINANCE COSTS

	₹ in Lakh	
	As at March 31, 2024	As at March 31, 2023
Interest expense on borrowings	33.80	5.88
Interest expense on lease liabilities	410.50	196.68
Interest expense on Financial Liabilities at amortised cost	1.62	5.42
Total	<u>445.91</u>	<u>207.98</u>

NOTE: 32
DEPRECIATION AND AMORTISATION EXPENSE

	₹ in Lakh	
	As at March 31, 2024	As at March 31, 2023
Depreciation on property, plant and equipment (Refer Note - 3a)	271.72	40.23
Depreciation on right-of-use assets (Refer Note - 4a)	1,043.33	532.69
Amortisation on intangible assets (Refer Note - 4b)	4.63	5.09
Total	<u>1,319.69</u>	<u>578.01</u>



House of Masaba Lifestyle Private Limited
Notes to the financial statements for the year ended March 31, 2024

NOTE: 33
OTHER EXPENSES

	₹ in Lakh	
	As at March 31, 2024	As at March 31, 2023
Electricity charges	53.72	26.67
Rent (Refer Notes - and 49)	96.59	120.53
Repairs and maintenance		
Buildings	15.15	10.56
Others	9.95	4.89
Insurance	4.90	0.58
Rates and taxes	12.87	10.42
Processing charges	1,292.79	1,122.69
Commission & Brokerage	281.31	388.02
Digital Marketing Expenses	734.37	466.03
Advertisement and sales promotion	1,001.51	531.44
Transportation and handling charges	261.16	184.70
Legal and professional expenses	268.61	51.79
Provision for bad and doubtful deposits and advances	-	67.60
Printing and stationery	17.29	25.00
Travelling and conveyance	69.62	57.81
Communication expenses	14.96	5.91
Loss on sale/ discard of property, plant and equipment	7.37	44.78
Bank and credit card charges	63.13	73.29
Payment to auditors (Refer details below)	13.84	6.58
IT and Subscription expenses	74.95	27.27
Interest & Late filing on statutory payments	1.92	1.48
Sampling Expense	10.16	-
Outsourcing, housekeeping and security expenses	37.36	7.70
Sundry Balances written off	-	1.50
Recruitment Expenses	18.93	44.60
Website maintenance charges	9.68	
Miscellaneous expenses	60.99	60.99
Total	4,336.56	3,222.30

Payment to auditors:

	₹ in Lakh	
	As at March 31, 2024	As at March 31, 2023
For audit fees (including Limited Review fees)	6.75	6.58
For tax audit fees	0.50	-
For other services	6.59	-
For reimbursement of expenses	-	-
Total	13.84	6.58



NOTE: 34

INCOME TAX EXPENSE

The major components of income tax (income)/ expense are:

Statement of Profit and Loss:

		As at March 31, 2024	As at March 31, 2023
₹ in Lakh			
Current income tax			
Current income tax charge	(A)	-	-
Deferred tax			
Relating to origination and reversal of temporary differences		(211.21)	(453.07)
MAT credit (entitlement)/ write-off	(B)	-	-
Total	(A+B)	(211.21)	(453.07)

Deferred tax related to items recognised in OCI during the year

	As at March 31, 2024	As at March 31, 2023
₹ in Lakh		
Re-measurement of defined benefit plans	2.19	22.79
Income tax on re-measurement of defined benefit plans	(0.55)	(5.86)
Net (gains)/ losses on re-measurement of defined benefit plans	1.64	16.93

Reconciliation of tax (income)/ expense and the accounting profit/ (loss) multiplied by India's domestic tax rate

	As at March 31, 2024	As at March 31, 2023
₹ in Lakh		
Accounting Loss before income tax	(2,476.88)	(1,645.23)
Tax expense/(credit) at India's statutory income tax rate of 25.17% (March 31, 2023: 25.17%)	(113.79)	(414.10)
Expenses disallowed for tax purposes	(9.77)	1.08
Others	(87.64)	(40.05)
Net tax expense/(credit) at India's Statutory income tax rate of 25.17%	-211.20	-453.07
Deferred tax expense/ (credit) (Refer Note - 7)		
Relating to origination and reversal of temporary differences	211.21	453.07
MAT credit (entitlement)/ write-off	-	-
Total	(0.00)	(0.00)

NOTE: 35

EARNINGS PER SHARE (EPS)

Basic EPS amounts are calculated by dividing the profit/(loss) for the year attributable to equity holders of the Company by the weighted average number of equity shares outstanding during the year.

The following reflects the profit/(loss) and equity share data used in the basic and diluted EPS computations:

	As at March 31, 2024	As at March 31, 2023
₹ in Lakh		
Earnings Per Share (EPS) is calculated as under:		
Profit / (Loss) as per the Statement of Profit and Loss	-2,269.08	-1,192.16
Loss for calculation of EPS	(2,269.08)	(1,192.16)
Weighted average number of equity shares for calculation of Basic EPS	10,01,046	8,55,519
Basic EPS (₹)	(226.67)	(139.35)
Weighted average number of equity shares outstanding	10,01,046	8,55,519
Weighted average number of potential equity shares*	-	-
Weighted average number of equity shares for calculation of Diluted EPS	10,01,046	8,55,519
Diluted EPS (₹)	(226.67)	(139.35)
Nominal value of shares (₹)	10.00	10.00



House of Masaba Lifestyle Private Limited
Notes to the Standalone Financial Statements as at March 31, 2024

36 Contingent liabilities and commitments (to the extent not provided for)

Particulars	As at March 31, 2024	As at March 31, 2023
(a) Contingent liabilities :		
Disputed Demand/Claims	-	-
Bank Guarantees	5.00	5.00
Claims not acknowledged as debt	-	-
(b) Capital Commitments		
Estimated amount of contracts remaining to be executed on capital account and not provided for (net of advances)	438.01	133.39
Customs duty on capital goods and raw materials imported under advance licensing/ EPCG scheme, against which export obligation is to be fulfilled	-	-

36.1 The Company did not have any long-term contracts including derivative contracts for which any provision was required for foreseeable losses.

36.2 Bank guarantee is given by HOMLPL to MCGM in order to ensure faithful compliance of Waste Management Plan / Debris Management Plan approved by the MCGM

37 Segment information

37.1 The principal business of the Company is of 'dealing in Garments & Accessories and Beauty Products ' through retail stores and online channels. All other activities of the Company revolve around its main business. The Board of directors, has been identified as the chief operating decision maker (CODM). The CODM evaluates the Company's performance, allocates resources based on analysis of the various performance indicators of the Company as a single unit. CODM have concluded that there is only one operating reportable segment as defined by Ind AS 108.

37.2 Geographical information

The Company operates in two geographical environments i.e. in India and outside India.

The Company's revenue from continuing operations from external customers by location of operations and information about its non-current assets by location of assets are detailed below:

Particulars	Revenue from External	
	For year ended March 31, 2024	For year ended March 31, 2023
Within India	6,275.26	4,144.54
Outside India	682.59	876.77
Total	6,957.84	5,021.31

Particulars	Non-current Assets*	
	As at March 31, 2024	As at March 31, 2023
Within India	-	-
Outside India	-	-
Total	-	-

*Non-current assets exclude investments in subsidiaries, loans, finance lease receivables, other financial assets, and deferred tax assets.



38 Employee benefit plans

38.1 Defined contribution plans:

The Company participates in Provident fund as defined contribution plans on behalf of relevant personnel. Any expense recognised in relation to provident fund represents the value of contributions payable during the period by The Company at rates specified by the rules of provident fund. The only amounts included in the balance sheet are those relating to the prior months contributions that were not paid until after the end of the reporting period.

(a) Provident fund and pension

In accordance with the Employee's Provident Fund and Miscellaneous Provisions Act, 1952, eligible employees of the Company are entitled to receive benefits in respect of provident fund, a defined contribution plan, in which both employees and the Company make monthly contributions at a specified percentage of the covered employees' salary. The contributions, as specified under the law, are made to the provident fund administered and managed by Government of India (GOI). The Company has no further obligations under the fund managed by the GOI beyond its monthly contributions which are charged to the statement of Profit and Loss in the period they are incurred. The benefits are paid Contribution to defined contribution plans, recognised in the statement of profit and loss for the year under employee benefits expense, are as under:

Particulars	For the Year ended March 31, 2024	For the Year ended March 31, 2023
i) Employer's contribution to provident fund and pension	19.68	9.30
ii) Employer's contribution to labour fund	0.16	0.11
iii) Employer's contribution to state insurance corporation	4.51	5.25
Total	24.34	14.66

(b) Defined benefit plans:

Gratuity (Unfunded)

The Company has an obligation towards gratuity, a unfunded defined benefit retirement plan covering all employees. The plan provides for lump sum payment to vested employees at retirement or at death while in employment or on termination of the employment of an amount equivalent to 15 days salary, as applicable, payable for each completed year of service. Vesting occurs upon completion of five years of service. The Company accounts for the liability for gratuity benefits payable in the future based on an actuarial valuation.

The most recent actuarial valuation of the present value of the defined benefit obligation was carried out for the year ended March 31, 2024 by an independent actuary. The present value of the defined benefit obligation, and the related current service cost and past service cost, were measured using the projected unit credit method.

(A) Through its defined benefit plans, the Company is exposed to a number of risks, the most significant of which are detailed below:

(1) Salary risk:

The present value of the defined benefit plan liability is calculated by reference to the future salaries of members. As such, an increase in the salary of the members more than assumed level will increase the plan's liability.

(2) Interest rate risk

A fall in the discount rate which is linked to the G.Sec. Rate will increase the present value of the liability requiring higher provision. A fall in the discount rate generally increases the mark to market value of the assets depending on the duration of asset.

(3) Investment risk:

The present value of the defined benefit plan liability is calculated using a discount rate which is determined by reference to market yields at the end of the reporting period on government bonds. If the return on plan asset is below this rate, it will create a plan deficit. Currently, for the plan in India, it has a relatively balanced mix of investments in government securities, and other debt instruments.

(4) Mortality risk:

Since the benefits under the plan is not payable for life time and payable till retirement age only, plan does not have any longevity risk.



(B) Principal actuarial assumptions used:

The principal assumptions used for the purposes of the actuarial valuations were as follows.

Particulars	Gratuity (Unfunded)	
	As at March 31, 2024	As at March 31, 2023
1. Discount rate - Company	7.20%	7.45%
2. Salary escalation - Company	Management - 8% Non Management - 7%	Management - 8% Non Management - 7%
3. Rate of employee turnover - Company	Upto 30 years - 18%/20% Upto 31 - 40 years - 15% Above 40 years - 10%	Upto 30 years - 18%/20% Upto 31 - 40 years - 15% Above 40 years - 10%
4. Mortality rate	100% of Indian Assured Lives Mortality (2012-14)	

(C) Expenses recognised in profit and loss

Particulars	Gratuity (Unfunded)	
	For year ended March 31, 2024	For year ended March 31, 2023
Service cost:		
Current service cost	23.31	14.72
Net Interest cost	6.32	2.70
Components of defined benefit cost recognised in profit or loss	29.63	17.42

The current service cost and the net interest expenses for the year are included in the 'Employee benefits expenses' line item in the Statement of profit and loss.

(D) Net interest cost recognised in profit or loss:

Particulars	Gratuity (Unfunded)	
	For year ended March 31, 2024	For year ended March 31, 2023
Interest cost	6.32	2.70
Interest income	-	-
Net interest cost recognised in profit or loss	6.32	2.70

(E) Expenses recognized in the Other Comprehensive Income (OCI)

Particulars	For year ended March 31, 2024	For year ended March 31, 2023
Actuarial (gains)/losses on obligation for the year		
- Due to changes in demographic assumptions	-	7.93
- Due to changes in financial assumptions	1.87	12.79
- Due to experience adjustment	0.31	2.07
Return on plan assets, excluding interest income		
Net (income)/expense for the period recognized in OCI	2.19	22.79



39 Related party disclosures

39.1 Details of related parties

Description of relationship	Name of the related party
Holding Company	Aditya Birla Fashion and Retail Limited
Key management personnel	
- Director	Masaba Gupta
- Director (Effective 1 June, 2022)	Vivek Mehra
- Director (Effective 1 June, 2022)	Ashish Dikshit
- Director (Effective 1 June, 2022)	Jagdish Bajaj
- Director (Effective 12 December, 2022)	Ullal Sooraj Bhat
- Director (Upto 28th July 2022)	Sagar Chhabra
- Director (Effective 1 June, 2022 upto 30 November, 2022)	Geetika Anand
Enterprises over which key management personnel is able to exercise significant influence (where transactions have taken place)	Jaypore E-Commerce Private Limited (Effective 1 June, 2022)

39.2 Transactions during the year with related parties

S. No.	Particulars	For year ended March 31, 2024	For year ended March 31, 2023
A	Holding Company		
	Issue of Equity Shares (Including Securities Premium)	-	5,545.64
	Reimbursement of corporate overhead/cost allocation	258.00	
B	Key management personnel		
I	Masaba Gupta		
	Managerial Remuneration	158.84	191.22
	House Rent Perquisite	28.57	25.75
	Post Employment benefits	3.33	3.03
II	Sagar Chhabra		
	Managerial Remuneration	-	16.18
	Sale of Products	-	0.11
D	Enterprises over which key management personnel is able to exercise significant influence*		
I	Jaypore E-Commerce Private Limited		
	Sales (Net of discounts & Returns)	-	3.55

The transactions with related parties are made in the normal course of business and on terms equivalent to those that prevail in arm's length transactions. All the related party transactions are reviewed and approved by board of directors.

39.3 Amounts outstanding with related parties

S. No.	Particulars	As at March 31, 2024	As at March 31, 2023
A	Holding Company		
I	Aditya Birla Fashion and Retail Limited		
	Payable for Reimbursement of corporate overhead/cost allocation	124.98	
B	Key management personnel		
I	Sagar Chhabra		
	Managerial Remuneration Payable	-	3.90
	Payable for Expenses	-	13.44
C	Enterprises over which key management personnel is able to exercise significant influence*		
	Jaypore E-Commerce Private Limited		
	Trade Receivable	-	0.55



(F) Amount recognised in the consolidated balance sheet

Particulars	As at March 31, 2024	As at March 31, 2023
Present value of defined benefit obligation as at the end of the year	109.99	84.65
Fair value of plan assets	-	-
	109.99	84.65

(G) Net asset/(liability) recognised in the consolidated balance sheet

Recognised under:	As at March 31, 2024	As at March 31, 2023
Long term provision	94.70	72.29
Short term provision	15.29	12.37
Total	109.99	84.65

(H) Movements in the present value of defined benefit obligation are as follows:

Particulars	For year ended March 31, 2024	For year ended March 31, 2023
Opening defined benefit obligation	84.65	36.94
Current service cost	23.31	14.72
Interest cost	6.32	2.70
Actuarial losses	2.19	22.79
Transfer in/(out) obligation	-	7.51
Benefits paid from the fund	(6.48)	
Closing defined benefit obligation	109.99	84.65

(I) Maturity profile of defined benefit obligation:

Projected benefits payable in future years from the date of reporting	For year ended March 31, 2024	For year ended March 31, 2023
Year 1 cashflow	15.29	12.37
Year 2 to 5 cashflow	53.63	43.73
Year 6 to 10 cashflow	45.67	34.05
More 10 year	92.74	70.42
Total expected payments	207.33	160.58

(J) Sensitivity analysis

The Sensitivity analysis below has been determined based on reasonably possible change of the respective assumptions occurring at the end of the reporting period, while holding all other assumptions constant. These sensitivities show the hypothetical impact of a change in each of the lied assumptions in isolation. While each of these sensitivities holds all other assumptions constant, in practice such assumptions rarely change in isolation and the asset value changes may offset the impact to some extent. For presenting the sensitivities, the present value of the Defined Benefit Obligation has been calculated using the projected unit credit method at the end of the reporting period, which is the same as that applied in calculating the Defined Benefit Obligation presented above. There was no change in the methods and assumptions used in the preparation of the Sensitivity Analysis from previous year.

Projected benefits payable in future years from the date of reporting	For year ended March 31, 2024	For year ended March 31, 2023
Projected benefit obligation on current assumptions		
Rate of discounting		
(+0.5% change)	-3.40%	(3.20%)
(-0.5% change)	3.60%	3.40%
Rate of salary increase		
(+0.5% change)	2.90%	2.90%
(-0.5% change)	(2.80%)	(2.80%)

(K) Other disclosures

The weighted average duration of the obligations as at March 31, 2024 is 7 years.



40 Financial Instruments and risk management

40.1 Capital risk management

The Company's objective, when managing capital is to ensure the going concern operation and to maintain an efficient capital structure to reduce the cost of capital, support the corporate strategy and meet shareholder's expectations. The policy of the Company is to borrow funds through banks or raise through equity which is supported by committed borrowing facilities to meet anticipated funding requirements. The Company manages its capital structure and makes adjustments in the light of changes in economic conditions and the requirement of financial markets. The capital structure is governed by policies approved by the Board of Directors, and is monitored by various metrics. The following table summarises the capital of the Company :

	As at March 31, 2024	As at March 31, 2023
Short term debts*(including current maturities of long term debt)	1,800.00	-
Long term debts*	366.50	-
Total Debts	2,166.50	-
Total Equity	2,355.93	4,626.66
Net debt to equity ratio	0.92	-

In order to achieve this overall objective, the Company's capital management, amongst other things, aims to ensure that it meets financial covenants attached to the interest-bearing loans and borrowings.

The Company has not defaulted on any loans payable, and there has been no breach of any loan covenants.

No changes were made in the objectives, policies or processes for managing capital during the year ended March 31, 2024, March 31, 2023

* Debt excludes lease liabilities

40.2 Categories of financial instruments

The following table provides categorisation of all financial instruments

Particulars	As at March 31, 2024	As at March 31, 2023
Financial assets		
Measured at FVTPL		
(a) Investments	-	1,917.31
Measured at amortised cost		
(a) Loans (including inter corporate deposit)	7.69	10.15
(b) Security deposits	644.23	424.32
(c) Deposits with bank (Fixed Deposits)	16.16	10.56
(d) Cash and cash equivalent	132.62	110.93
(e) Bank balance other than (d) above	-	-
(f) Trade receivables	518.43	227.74
(g) Other financial assets	-	-
Total financial assets	1,319.13	2,701.02
Financial liabilities		
Measured at amortised cost		
(a) Borrowings	2,166.50	-
(b) Trade payables	1,368.93	525.42
(c) Lease Liabilities	5,456.13	4,691.90
(d) Other financial liabilities	644.25	201.56
(e) Security Deposits	95.71	72.55
Total financial liabilities	9,731.52	5,491.42

40.3 Financial risk management objectives

The Company's principal financial liabilities comprise loans and borrowings and trade and other payables. The main purpose of these financial liabilities is to finance the Company's operations. The Company's principal financial assets include loans, trade and other receivables, and cash and cash equivalents that derive directly from its operations.

The Company is exposed to market risk, credit risk and liquidity risk. The Company periodically reviews the risk management policy so that the management manages the risk through properly defined mechanism. The focus is to foresee the unpredictability and minimise potential adverse effects on the Company's financial performance. The Company's overall risk management procedures to minimise the potential adverse effects of financial market on the Company's performance are as follows:



(i). **Market risk**

Market risk is the risk that the fair value of future cash flows of a financial instrument will fluctuate because of changes in market prices. Market risk comprises three types of risk: interest rate risk, currency risk and other price risk, such as equity price risk and commodity risk.

(a) **Interest rate risk:**

Interest rate risk is the risk that the fair value or future cash flows of a financial instrument will fluctuate because of changes in market interest rates. The Company's exposure to the risk of changes in market interest rates relates primarily to the Company's long-term debt obligations with floating interest rates.

The Company manages its interest rate risk by having fixed and variable rate loans and borrowings.

Interest Rate Sensitivity Analysis

Since the company does not have significant exposure to interest rate risk due to its minimal outstanding borrowings and insignificant interest cost, the interest rate sensitivity analysis is not calculated.

(b) **Foreign currency risk:**

Foreign currency risk is the risk that the fair value or future cash flows of an exposure will fluctuate because of changes in foreign exchange rates. The Company's exposure to the risk of changes in foreign exchange rates relates primarily to the Company's operating activities (when revenue or expense is denominated in a foreign currency).

Particulars of unhedged foreign currency exposures as at the reporting date:

Particulars	As at March 31, 2024	As at March 31, 2023
(a). Financial liabilities:		
In USD	-	-
Equivalent in ₹ lakhs	-	-
(b). Financial assets:		
In USD	-	38,009
In EURO	-	-
In AUD	2,989	-
In Dinar	288	-
Equivalent in ₹ lakhs	2.4	31.2

Foreign currency sensitivity

The following tables demonstrate the sensitivity to a reasonably possible change in USD, Euro, CNY exchange rates, with all other variables held constant. The impact on the Company's profit before tax is due to changes in the fair value of monetary assets and liabilities. Sensitivity due to unhedged Foreign Exchange Exposures is as follows:

Impact on Profit/(Loss) before tax for the year

Particulars	For Year ended March 31, 2024	For Year ended March 31, 2023
(a). Financial liabilities:		
USD currency:		
0.50% increase (%)	-	-
0.50% decrease (%)	-	-
(b). Financial assets:		
USD currency:		
0.50% increase (%)	0.12	1.56
0.50% decrease (%)	(0.12)	(1.56)

(ii). **Credit risk management**

Credit risk is the risk that counterparty will not meet its obligations under a financial instrument or customer contract, leading to a financial loss. To manage this, the Company periodically assesses financial reliability of customers and other counterparties, taking into account the financial condition, current economic trends, and analysis of historical bad debts and ageing of financial assets. Individual risk limits are set and periodically reviewed on the basis of such information. Credit risk from balances with banks and financial institutions is managed by the Company's treasury department in accordance with the Company's policy. Investments of surplus funds are made only with approved counterparties and within credit limits assigned to each counterparty.

The Company only deals with parties which has good credit rating given by external rating agencies or based on the Company's internal assessment.

Financial assets are written off when there is no reasonable expectations of recovery, such as a debtor failing to engage in a repayment plan with the Company. Where loans or receivables have been written off, the Company continues to engage in enforcement activity to attempt to recover the receivable dues where recoveries are made, these are recognised as income in the Standalone Statement of Profit and Loss.

(a) **Trade receivables**

The Company doesn't have sufficient Historic data or trends for measurement and recognition of impairment loss on trade receivables. The Company has adopted a policy to review the trade receivables outstanding for more than six months, the expected exposure has been recognised as a provision. Credit risk has always been managed through credit approvals, establishing credit limits and continuously monitoring the credit worthiness of customers to which the Company grants credit terms in the normal course of business.



(iii). Liquidity risk management

The Company's principle sources of liquidity are cash and cash equivalents and the cash flow that is generated from operations. The Company believes that the working capital is sufficient to meet its current requirements.

Further, the Company manages its liquidity risk in a manner so as to meet its normal financial obligations without any significant delay or stress. Such risk is managed through ensuring operational cash flow while at the same time maintaining adequate cash and cash equivalents position. The management has arranged for diversified funding sources and adopted a policy of managing assets with liquidity in mind and monitoring future cash flows and liquidity on a regular basis.

Surplus funds not immediately required are invested in certain financial assets which provide flexibility to liquidate at short notice and are included in cash equivalents. Besides, it generally has certain undrawn credit facilities which can be accessed as and when required, which are reviewed periodically.

Liquidity risk table

The table below summarises the maturity profile of the Company's financial liabilities based on contractual undiscounted payments.

Particulars	Upto 1 year	1-5 years	5 years and Above	Total
March 31, 2024				
Borrowings	-	-	-	-
Lease Liabilities	1,376.10	4,548.54	941.74	6,866.38
Trade payables	1,368.93	-	-	1,368.93
Other financial liabilities	644.25	-	-	644.25
Security Deposit	58.96	36.75	-	95.71
Total	3,448.25	4,585.29	941.74	8,975.29
March 31, 2023				
Borrowings	-	-	-	-
Lease Liabilities	988.14	3,439.31	1,500.69	5,928.14
Trade Payables	525.42	-	-	525.42
Other Financial Liabilities	201.56	-	-	201.56
Security Deposit	40.00	44.00	-	84.00
Total	1,755.11	3,483.31	1,500.69	6,739.11



41 Fair value measurements

This note provides information about how the Company determines fair values of various financial assets and financial liabilities.

41.1 Fair value of the Company's financial assets and financial liabilities that are measured at fair value on a recurring basis

The Company has not measure any financial assets and financial liabilities that are measured at fair value on a recurring basis.

41.2 Fair value of financial assets and financial liabilities that are not measured at fair value (but fair value disclosures are required)

The directors of the Company consider that the carrying amounts of financial assets and financial liabilities recognised in these financial statements approximate their fair values.

42 Disclosure as per Section 186 of the Companies Act, 2013

The company has not granted any loans or provided any guarantee or security to any party as per section 186 of the Companies Act, 2013. Details of Investments made by the company are given in Note 5 in financial statement

43 Other Notes

43.1 The Company does not own benami properties. Further, there are no proceedings which have been initiated or are pending against the Company for holding any benami property under the Benami Transactions (Prohibition) Act, 1988 (45 of 1988) and rules made thereunder.

43.2 The Company has not traded or invested in Crypto currency or Virtual Currency during each reporting period. During each reporting period, the Company has not traded or Invested in Crypto currency or Virtual Currency.

43.3 There were no Scheme of Arrangements entered by the Company during each reporting period, which required approval from the Competent Authority in terms of sections 230 to 237 of the Companies Act, 2013.

43.4 Relationship with struct.-off companies

Based on the information available with the company, it did not have any transactions with Companies struck off.

43.5 The Company has not advanced or loaned or invested funds to any other person(s) or entity(ies), including foreign entities (Intermediaries) with the understanding that the Intermediary shall:

- (a) directly or indirectly lend or invest in other persons or entities identified in any manner whatsoever by or on behalf of the Company (Ultimate Beneficiaries) or
- (b) provide any guarantee, security or the like to or on behalf of the Ultimate Beneficiaries.

43.6 The Company has not made any delay in Registration of Charges under the Companies Act, 2013.

43.7 Code of Social Security, 2020

The Code on Social Security, 2020 ('Code') relating to employee benefits during employment and post-employment benefits received Presidential assent in September 2020. The Code has been published in the Gazette of India. However, the date on which the Code will come into effect has not been notified. the Company will assess the impact of the Code when it comes into effect and will record any related impact in the period when the Code becomes effective.



44 Ratio Analysis and its elements

a) Current Ratio = Current assets divided by Current liabilities

Particulars	As at March 31, 2024	As at March 31, 2023
Current assets	4,085.93	3,669.21
Current liabilities	4,986.76	1,537.92
Ratio (In times)	0.82	2.39
% Change from previous year	-65.69%	

Reason for change more than 25%:

Decrease in FY 23-24, on account of decrease in current investments in Mutual funds and increase in Borrowings

b) Return on Equity Ratio = Net profit after tax divided by average equity

Particulars	As at March 31, 2024	As at March 31, 2023
Net profit after tax	(2,270.73)	(1,209.09)
Total equity*	3,491.29	2,196.87
Ratio	-0.65	-0.55
% Change from previous year	18.17%	

*Average equity represents the average of opening and closing total equity.

c) Inventory Turnover Ratio = Cost of materials consumed divided by average

Particulars	As at March 31, 2024	As at March 31, 2023
Cost of materials consumed	2,185.90	1,465.44
Average Inventory	1,176.58	537.00
Ratio (In times)	1.86	2.73
% Change from previous year	-31.92%	

Reason for change more than 25%:

Decrease in FY 23-24, on account of change in turnover being lower than the change in inventory.

d) Trade Receivables turnover ratio = Credit Sales divided by average trade

Particulars	As at March 31, 2024	As at March 31, 2023
Credit Sales*	6,957.85	5,021.32
Average Trade Receivables #	359.71	246.82
Ratio (In times)	19.34	20.34
% Change from previous year	-4.92%	

* Credit sales includes sale of products, services and scrap sales.

e) Trade payables turnover ratio = Credit purchases divided by average trade payables

Particulars	As at March 31, 2024	As at March 31, 2023
Credit Purchases	2,554.55	1,600.22
Closing Trade Payables	947.17	396.68
Ratio (In times)	2.70	4.03
% Change from previous year	-49.57%	

Reason for change more than 25%:

Decrease in FY 23-24, on account of delay in settlement of payment with increase in purchases during the year.



f) **Net Capital Turnover Ratio = Sales divided by Net Working capital**

Particulars	As at March 31, 2024	As at March 31, 2023
Sales (A)	6,957.85	5,021.32
Current Assets (B)	4,085.93	3,669.21
Current Liabilities (C)	4,986.76	1,537.92
Net Working Capital (D = B - C)	(900.83)	2,131.29
Ratio (In times) (E = A / D)	-7.72	2.36
% Change from previous year	-427.84%	

Reason for change more than 25%:

Decrease in FY 23-24, on account of decrease in current investments in Mutual funds and increase in Borrowings

g) **Net profit ratio = Net profit before tax divided by Sales**

Particulars	As at March 31, 2024	As at March 31, 2023
Net profit before tax	(2,476.88)	(1,645.23)
Sales	6,957.85	5,021.32
Ratio	-0.36	-0.33
% Change from previous year	8.65%	

h) **Return on Capital employed (pre -tax) = Earnings before interest and taxes (EBIT) divided by average Capital Employed**

Particulars	As at March 31, 2024	As at March 31, 2023
Profit before tax (A)	(2,030.97)	(1,437.25)
EBIT (B) = (A)	(2,030.97)	(1,437.25)
Total Assets (C)	12,400.52	10,364.41
Current Liabilities (D)	4,986.76	1,537.92
Capital Employed (E)=(C)-(D)	7,413.75	8,826.49
Ratio	-0.27	-0.16
% Change from previous year	68.24%	

Reason for change more than 25%:

Decrease in FY 23-24, on account of increase in losses & increase in Current Borrowings during the currey year.

i) **Debt Equity ratio = Total debts divided by Total Equity**

Particulars	As at March 31, 2024	As at March 31, 2023
Total Debts	2,166.50	-
Shareholder's funds	2,355.93	4,626.66
Ratio	0.92	0.00
% Change from previous year	100%	

Reason for change more than 25%:

Increase in FY 23-24, due to Current & Non current borrowings.



j) Debt service coverage ratio= Earnings available for debt services dividnd by total interest and principal repayments.

Particulars	As at March 31, 2024	As at March 31, 2023
Profit after tax (A)	-2,270.73	-1,209.09
Add: Non cash operating expenses and finance cost		
-Depreciation and amortisation (B)	1,319.69	578.01
-Finance cost (C)	445.91	207.98
- Provision for doubtful debts (D)	-	67.60
Total Non-cash operating expenses and finance cost (Pre-tax) (E)	1,765.60	853.59
Total Non-cash operating expenses and finance cost (Post-tax) (F = E (1-Tax rate))	1,321.23	638.76
Earnings available for debt services (G = A+F)	-949.49	-570.33
Debt service		
Interest (H)	33.80	5.88
Lease payments (I)	1,180.77	611.08
Principal repayments (J)	-	227.17
Total Interest and principal repayments (K = H + I + J)	1,214.57	844.13
Ratio (In times) (L = G/J)	-0.78	-0.68
% Change from previous year	15.71%	

45 Events after balance sheet date

No significant adjusting event occurred between the balance sheet date and date of the approval of these financial statements by the Board of Directors of the Company requiring adjustment or disclosure.

46 Previous year's figures have been regrouped / reclassified wherever necessary to correspond with the current year's classification / disclosure.

As per our report of even date
For S C V J & Associates
Chartered Accountants
ICAI Firm Registration No. 148419W


Sheetal Jethaji Solanki
Partner
Membership No: 174874



For and on behalf of the Board of Directors of
House of Masaba Lifestyle Private Limited


Ashish Dikshit
(Director)
(DIN: 01842066)


Mayana Richards
(Director)
(DIN: 07773852)

Place: Mumbai
Date: 15th May, 2024

Place: Mumbai
Date: 15th May, 2024

Place: Mumbai
Date: 15th May, 2024

UDIN: - 24174874BK6QUL8549